



2018-2019 IUPUI BASKETBALL GAME NOTES

IUPUI

SCHEDULE/RESULTS

(10-8, 2-3 HORIZON)

Date	Opponent	Result/Time
Oct. 29	# Central State	W, 86-52
Nov. 6	at Xavier	L, 69-82
Nov. 10	Eastern Illinois	W, 71-65
Nov. 14	^ at Boston College	W, 76-69
Nov. 16	^ at Richmond	L, 70-78
Nov. 23	^ vs. St. Francis (NY)	W, 68-48
Nov. 24	^ vs. Grambling State	W, 80-69
Nov. 28	Bradley	W, 85-73
Dec. 1	Ball State	L, 75-85
Dec. 6	IU Kokomo	W, 95-64
Dec. 12	IU Northwest	W, 116-79
Dec. 15	Western Illinois	W, 82-68
Dec. 18	at Purdue Fort Wayne	L, 77-87
Dec. 21	at Morehead State	L, 70-74
Dec. 28	*at Northern Kentucky	L, 77-92
Dec. 30	*at Wright State	L, 64-82
Jan. 4	*at UIC	W, 66-64
Jan. 10	*Cleveland State	W, 90-74
Jan. 12	*Youngstown State	L, 76-82
Jan. 17	*at Green Bay	8:00 pm
Jan. 19	*at Milwaukee	7:00 pm
Jan. 24	*Oakland	11:00 am
Jan. 26	*Detroit Mercy	1:00 pm
Feb. 1	*Northern Kentucky	7:00 pm
Feb. 3	*Wright State	1:00 pm
Feb. 9	*UIC	1:00 pm
Feb. 14	*at Youngstown State	7:00 pm
Feb. 16	*at Cleveland State	1:00 pm
Feb. 22	*Milwaukee	7:00 pm
Feb. 24	*Green Bay	1:00 pm
Feb. 28	*at Detroit Mercy	8:00 pm
Mar. 2	*at Oakland	4:00 pm
Mar. 5-6	& HL Quarterfinals	7:00 pm
Mar. 11	& HL Semifinals	tbd
Mar. 12	& HL Championship	tbd

denotes exhibition
 * denotes Horizon League games
 ^ part of Fort Myers Tip-Off
 (first two games on campus sites / last two at Niagara)
 & denotes Horizon League Tournament games
 (quarterfinals on campus sites / semis and finals in Detroit)

MEDIA COVERAGE

TV: ESPN+

Video Stream: WatchESPN

Audio: IUPUIJags.com

Morgan Adcock (pxp)

Live Stats: IUPUIJags.com

Twitter: @IUPUIJaguars / @IUPUIMensBball

MBB CONTACT

Ed Holdaway - IUPUI Assistant AD

Email: eholdawa@iupui.edu

Twitter: @EdHoldaway

Cell: 317-908-2645

'03 NCAA TOURNAMENT, 2010 CBI

IUPUI (10-8, 2-3 HL) at GREEN BAY (9-9, 3-2 HL)

Thursday, January 17, 2019 • 7:00 p.m. Central (8 Eastern) • Green Bay, Wisc. • Resch Center (10,000)





STAT BREAKDOWN

IUPUI		GB
78.2	PPG	85.4
73.6	Opp. PPG	83.3
.460	FG%	.453
.440	Opp. FG%	.452
37.4 (+4.1)	RPG (Margin)	47.6 (-3.5)
.336	3FG%	.355
.710	FT%	.691
14.2 (-0.1)	TO/G (Margin)	12.3 (+3.6)
202	NCAA Eval. Tool (NET)	192

SERIES BREAKDOWN

Overall:	4-3
Gardner vs. GB:	2-0
in Green Bay:	1-2
in Indianapolis:	2-1
neutral:	1-0
Last Meeting:	Jan. 12, 2018
Outcome:	IUPUI 67, Green Bay 61 (Indianapolis)
Streak:	IUPUI has won 3
Quick Note:	IUPUI has won three straight and four of the last five meetings between the two schools

THE JAGUARS



PROBABLE STARTERS

No.	Name	Yr.	Pos.	Ht.	Hometown	PPG	RPG	APG	FG%	3FG%	FT%
5	Camron Justice	Jr.	G	6-3	Hindman, Ky.	19.9	2.7	2.7	.454	.354	.875
22	D.J. McCall	Sr.	G	6-6	Fort Wayne, Ind.	6.2	5.3	2.2	.431	.273	.645
23	Grant Weatherford	So.	G	6-2	Cicero, Ind.	7.1	2.9	2.8	.513	.417	.769
24	Evan Hall	Sr.	F	6-7	Hindman, Ky.	9.1	5.2	1.1	.500	---	.280
32	Elyjah Goss	So.	F	6-7	Plainfield, Ill.	7.9	7.2	1.0	.536	.333	.721

OFF THE BENCH

0	Jaylen Minnett	So.	G	6-1	Terre Haute, Ind.	10.7	1.8	1.7	.357	.317	.821
2	Jakoby Kemp	So.	F	6-8	Layton, Utah	3.8	1.0	0.3	1.000	---	.833
4	Jack Hansen	Fr.	F	6-7	Noblesville, Ind.	3.1	2.0	0.6	.314	.300	.875
10	Nick Rogers	Jr.	G	6-1	Indianapolis, Ind.	5.5	1.2	1.5	.533	.417	.741
11	Brandon Kenyon	Fr.	F/C	6-10	Caledonia, Ontario	2.6	1.1	0.1	.375	.000	.667
15	Ahmed Ismail	Sr.	C	7-1	Cairo, Egypt	7.4	4.9	0.7	.568	.500	.661
25	Trevor Johnson	Jr.	G	6-2	Flagstaff, Ariz.	0.3	1.2	0.7	.250	.000	---
55	Daniel Alston	Fr.	G	6-0	Champaign, Ill.	0.5	0.3	0.0	.500	.000	---

QUICK HITTERS

- IUPUI ranks 21st nationally in free throws made (298) and 23rd in free throws attempted (420).
- IUPUI's 8-3 start to the season was the program's best since 2009-10 - that team finished 25-11 overall. The Jaguars' five November wins matched the program's highest total since 2009 as well. IUPUI's eight non-conference wins are also the program's most since winning nine in 2009-10.
- IUPUI capped one of the most arduous scheduling starts in Horizon League history last Friday (Jan. 4) with a thrilling 66-64 win at UIC. The Jaguars faced the top three picks in the league's preseason polls, all on the road to open league play. The Jags dropped the first two of the trifecta at Northern Kentucky (92-77) and at Wright State (72-64).
- IUPUI is 7-0 this season when holding teams to 70 points or less.
- Junior **Camron Justice** ranks 38th nationally in scoring (19.9 ppg) and 25th in total points scored (358). Justice has scored 20-or-more 10 times and ranks 46th nationally in free throws made (84) and 35th in free throw shooting (87.5%).
- IUPUI returns just five letterwinners from a season ago and three starters in **Evan Hall**, **D.J. McCall** and **Nick Rogers**. Hall is the team's top returning scorer (7.7 ppg) and rebounder (6.1 rpg) while sophomore guard **Jaylen Minnett** is next in line at 7.1 ppg. The Jaguars' top three scorers from last season all departed as **Aaron Brennan** (12.4 ppg, 4.5 rpg) and **Ron Patterson** (10.3 ppg) graduated and rising senior guard **T.J. Henderson** (10.8 ppg) opted to transfer to NAIA Marian University.
- Head coach **Jason Gardner** enters his 5th season on the Jaguars' sidelines, boasting a 58-85 career record. He's 32-39 (.451) in league games and guided the Jags to The Summit League Tourney Semifinals in his 3rd season in 2016-17.
- IUPUI is seven years removed from a winning season as current Georgia State head coach **Ron Hunter** guided the Jaguars to a 19-14 mark in the 2010-11 campaign. Hunter was named to the IUPUI Hall of Fame this season.
- Four of IUPUI's newcomers this season sat out last season as part of the program and will be eligible this season. Junior guard **Camron Justice** leads that group, having transferred to IUPUI after two years at Vanderbilt. Senior center **Ahmed Ismail** has one season of eligibility remaining after coming to IUPUI from Manhattan and sophomore guard **Grant Weatherford** is cleared for takeoff after sitting out last season after transferring from Midland (Texas) College. The fourth is **Trevor Johnson**, who joined the program midyear last year from the junior college ranks. The Arizona-native is immediately eligible this season.

2018-2019 ROSTER

NUMERIC ROSTER

##	Name	Pos.	Ht.	Wt.	Yr.	Hometown/High School (Previous)
0	Jaylen Minnett	G	6-1	180	So.	Terre Haute, Ind./Terre Haute South
1	# Jamil Jackson Jr.	G/F	6-6	190	Jr.	Minneapolis, Minn./Minneapolis North (Southern Utah)
2	Jakoby Kemp	F	6-8	190	So.	Layton, Utah/Layton (Salt Lake C.C.)
4	Jack Hansen	F	6-7	205	Fr.	Noblesville, Ind./Guerin Catholic
5	Camron Justice	G	6-3	180	Jr.	Hindman, Ky./Knott County Central (Vanderbilt)
10	Nick Rogers	G	6-1	170	Jr.	Indianapolis, Ind./Traders Point Academy (Toledo)
11	Brandon Kenyon	F/C	6-10	225	Fr.	Caledonia, Ontario/RISE Prep
14	# Marcus Burk	G	6-3	205	Jr.	Indianapolis, Ind./Franklin Central (Campbell)
15	Ahmed Ismail	C	7-1	260	Sr.	Cairo, Egypt/Nakhas Zagazig (Manhattan)
22	D.J. McCall	G	6-6	190	Sr.	Fort Wayne, Ind./Concordia Lutheran
23	Grant Weatherford	G	6-2	185	Jr.	Cicero, Ind./Hamilton Heights (Midland [Tex.] College)
24	Evan Hall	F	6-7	230	Sr.	Hindman, Ky./Knott County Central
25	Trevor Johnson	G	6-2	170	Jr.	Flagstaff, Ariz./Flagstaff (Mesa C.C.)
32	Elyjah Goss	F	6-7	195	So.	Bolingbrook, Ill./Plainfield East
55	Daniel Alston	G	6-0	175	Fr.	Champaign, Ill./Judah Christian

COACHING STAFF

Head Coach:	Jason Gardner
Alma Mater:	Arizona, '11
Career Record:	(58-85; 5th season)
IUPUI Record:	(58-85; 5th season)
Conference Record:	(32-39; 5th season)
Associate Head Coach:	Byron Rimm II
Alma Mater:	Cal State Los Angeles, '99
Assistant Coach:	Matt Bringman
Alma Mater:	Palm Beach Atlantic, '06
Assistant Coach:	Matt Dunn
Alma Mater:	Fort Hays State, '07
Dir. of Operations:	Isaac Loechle
Alma Mater:	Indiana, '01
Strength Coach:	Jason Quarles
Alma Mater:	IUPUI, '12

PRONUNCIATION GUIDE


ELYJAH Goss	(same as Elijah)
Jaylen MINNETT	(min-NET)
AHMED ISMAIL	(AH-med ISH-male)

will sit out the 2018-19 season as a Division I transfer


RADIO / TV ROSTER



#0 - JAYLEN MINNETT
6-1 // Soph. // G
Terre Haute, Ind.



#2 - JAKOBY KEMP
6-8 // Soph. // F
Layton, Utah




#4 - JACK HANSEN
6-7 // Fr. // F
Noblesville, Ind.



#5 - CAMRON JUSTICE
6-3 // Jr. // G
Hindman, Ky.



#10 - NICK ROGERS
6-1 // Jr. // G
Indianapolis, Ind.




#11 - BRANDON KENYON
6-10 // Fr. // F/C
Caledonia, Ontario




#15 - AHMED ISMAIL
7-1 // Sr. // C
Cairo, Egypt



#22 - D.J. McCALL
6-6 // Sr. // G
Fort Wayne, Ind.



#23 - GRANT WEATHERFORD
6-2 // Soph. // G
Cicero, Ind.




#24 - EVAN HALL
6-7 // Sr. // F
Hindman, Ky.



#25 - TREVOR JOHNSON
6-2 // Jr. // G
Flagstaff, Ariz.



#32 - ELYJAH GOSS
6-7 // Soph. // F
Bolingbrook, Ill.



#55 - DANIEL ALSTON
6-0 // Fr. // G
Champaign, Ill.



JASON GARDNER
Head Coach
5th season

CAREER DOUBLE-DIGIT PERFORMANCES/STARTS

Double-Digit Scoring Games

Name	Season	Career
Goss	6	7
Hall	6	30
Hansen	1	1
Ismail	7	7
Justice	17	17
McCall	4	17
Minnett	9	16
Rogers	3	6
Weatherford	5	5

20+ Point Scoring Games

Name	Season	Career
Hall	0	2
Justice	10	10
McCall	0	2
Minnett	2	2
Weatherford	1	1

30+ Point Scoring Games

Name	Season	Career
Justice	1	1

Double-Digit Reb. Games

Name	Season	Career
Goss	6	7
Hall	1	10
Ismail	1	1
McCall	1	4

Double-Doubles

Name	Season	Career
Goss	3	3
Hall	1	6
Ismail	1	1

Games Started

Name	Season	Career
Goss	18	18
Hall	17	80
Ismail	1	1
Justice	18	18
McCall	18	82
Minnett	0	4
Rogers	0	25
Weatherford	18	18

POLLS

ASSOCIATED PRESS		COACHES	
<i>Week 11</i>		<i>Week 11</i>	
Rank	Team (1st)	Rank	Team (1st)
1.	Duke (36)	1.	Virginia (13)
2.	Michigan (9)	2.	Duke (6)
3.	Tennessee (13)	3.	Tennessee (7)
4.	Virginia (6)	4.	Michigan (6)
5.	Gonzaga	5.	Gonzaga
6.	Michigan State	6.	Michigan State
7.	Kansas	7.	Virginia Tech
8.	Texas Tech	8.	Kansas
9.	Virginia Tech	9.	Texas Tech
10.	Nevada	10.	Nevada
11.	Florida State	11.	Florida State
12.	Kentucky	12.	Auburn
13.	North Carolina	13.	Marquette
14.	Auburn	14.	Kentucky
15.	Marquette	15.	North Carolina
16.	Buffalo	16.	NC State
17.	NC State	17.	Houston
18.	Ole Miss		Buffalo
19.	Maryland	19.	Oklahoma
20.	Oklahoma	20.	Ole Miss
21.	Houston	21.	Villanova
22.	Villanova	22.	Maryland
23.	Iowa	23.	Mississippi State
24.	Mississippi State	24.	Iowa
25.	Indiana	25.	Indiana

MID-MAJOR TOP 25

<i>January 14</i>					
Rk	Team (1st)	Record	Pts.	Prev.	Conf.
1.	Gonzaga (31)	16-2	775	1	West Coast
2.	Buffalo	15-1	744	2	Mid-American
3.	Wofford	14-4	669	6	Southern
4.	Murray State	13-2	667	4	Ohio Valley
5.	Hofstra	15-3	560	13	Colonial
6.	Belmont	12-3	559	8	Ohio Valley
7.	UC Irvine	14-4	549	12	Big West
8.	ETSU	15-4	511	14	Southern
9.	San Francisco	14-3	498	7	West Coast
10.	UNC Greensboro	15-3	487	3	Southern
11.	Lipscomb	12-4	479	11	Atlantic Sun
12.	Furman	15-3	466	5	Southern
13.	Charleston	14-4	377	10	Colonial
14.	Stony Brook	15-3	352	15	America East
15.	Toledo	13-3	342	9	Mid-American
16.	Liberty	14-4	339	17	Atlantic Sun
17.	New Mexico State	13-4	275	19	Western Athletic
18.	Georgia State	13-4	259	20	Sun Belt
19.	South Dakota State	14-6	166	21	Summit
20.	Montana	11-6	132	18	Big Sky
21.	Loyola Marymount	13-4	127	16	West Coast
22.	Texas State	14-3	111	24	Sun Belt
23.	Vermont	13-4	109	NR	America East
24.	Yale	10-3	83	NR	Ivy League
25.	UCSB	13-3	58	NR	Big West

HORIZON LEAGUE PRESEASON POLLS

Pl.	School (1st-place) – Votes
1.	Wright State (25) – 377
2.	Northern Kentucky (10) – 356
3.	UIC (4) – 310
4.	Oakland – 239
5.	Green Bay – 238
6.	IUPUI – 188
7.	Cleveland State – 175
8.	Milwaukee (1) – 140
9.	Youngstown State – 104
10.	Detroit Mercy – 73

Preseason POTY: Drew McDonald, Northern Kentucky

First Team (alphabetical order by school)

Tyree Appleby, Cleveland State
Sandy Cohen III, Green Bay
Drew McDonald, Northern Kentucky
Marcus Ottey, UIC
Loudon Love, Wright State

Second Team (alphabetical order by school)

Kameron Hankerson, Green Bay
Jalen Tate, Northern Kentucky
Tarkus Ferguson, UIC
Mark Hughes, Wright State
Naz Bohannon, Youngstown State

HORIZON LEAGUE

HORIZON LEAGUE STANDINGS		
<i>through Jan. 16</i>		
Team	Overall (Pct.)	HL (Pct.)
Detroit Mercy	8-10 (.444)	5-1 (.833)
Northern Ky.	14-4 (.778)	4-1 (.800)
Oakland	8-11 (.421)	4-2 (.667)
Green Bay	9-9 (.500)	3-2 (.600)
UIC	9-9 (.500)	3-2 (.600)
IUPUI	10-8 (.556)	2-3 (.400)
Wright State	8-10 (.444)	2-3 (.400)
Milwaukee	7-11 (.389)	2-3 (.400)
Youngstown State	6-13 (.316)	2-4 (.333)
Cleveland State	5-14 (.263)	0-6 (.000)

UPCOMING SCHEDULE

Date	Game	Time
1/17	*Wright St. at Youngstown St.	7pm
	*Northern Ky. at Cleveland St.	7pm
	*IUPUI at Green Bay	8pm
	*UIC at Milwaukee	8pm
1/19	*UIC at Green Bay	1pm
	*Oakland at Detroit Mercy	2pm
	*Northern Ky. at Youngstown St.	6pm
	*Wright St. at Cleveland St.	7pm
	*IUPUI at Milwaukee	7pm
1/24	*Oakland at IUPUI	11am
	*Detroit Mercy at UIC	7pm
	*Green Bay at Northern Ky.	7pm
	*Milwaukee at Wright St.	7pm
1/26	*Detroit Mercy at IUPUI	1pm
	*Youngstown St. at Cleveland St.	1pm
	*Oakland at UIC	4:12pm
	*Milwaukee at Northern Ky.	7pm
	*Green Bay at Wright St.	7pm
1/31	*Cleveland St. at Detroit Mercy	7pm
	*Youngstown St. at Oakland	7pm
2/1	*Wright State at UIC	7pm
	*Northern Ky. at IUPUI	7pm
	*Milwaukee at Green Bay	8pm
2/2	*Youngstown St. at Detroit Mercy	1pm
	*Cleveland St. at Oakland	3pm
2/3	*Wright St. at IUPUI	1pm
	*Northern Ky. at UIC	4:12pm
2/7	*Oakland at Wright St.	7pm
	*Detroit Mercy at Northern Ky.	7pm
	*Green Bay at Cleveland St.	7pm
	*Milwaukee at Youngstown St.	7pm
2/9	*UIC at IUPUI	1pm
	*Milwaukee at Cleveland St.	3pm
	*Green Bay at Youngstown St.	6pm
	*Oakland at Northern Ky.	7pm
	*Detroit Mercy at Wright St.	7pm
2/14	*IUPUI at Youngstown St.	7pm
	*UIC at Cleveland St.	7pm
	*Detroit Mercy at Milwaukee	8pm
	*Oakland at Green Bay	8pm
2/15	*Northern Ky. at Wright St.	9pm

IUPUI IN HORIZON LEAGUE STATS		
<i>as of Jan. 16 [denotes NCAA ranking]</i>		
Category	HL [Nat Rk.]	Stat
Scoring	3rd [79th]	78.2 ppg
Scoring Defense	3rd	73.6 ppg
Scoring Margin	2nd	+4.6 ppg
Free Throw %	4th	71.0%
Field Goal %	4th	46.0%
Field Goal % Def	5th	44.0%
3Pt Field Goal %	10th	33.6%
3Pt Field Goal % Def	5th	34.2%
Rebounding Offense	t-4th	37.4 rpg
Rebounding Defense	2nd	33.3 rpg
Rebounding Margin	2nd [81st]	+4.1 rpg
Blocked Shots	5th	3.1 bpg
Assists	t-6th	14.4 apg
Steals	t-5th	6.4 spg
Turnover Margin	5th	+0.1 to/gm
Assist/TO Ratio	t-5th	1.02 a/to
Offensive Rebounds	2nd	11.6 rpg
Defensive Rebounds	5th	25.9 rpg
Defensive Reb. %	3rd	73.2%
Offensive Reb. %	2nd	32.7%
3Pt Field Goals Made	10th	6.8/game
Home Attendance	8th	1,270/game

Player Horizon [Nat'l Rk.]		
Elyjah Goss		
Rebounding	5th	7.2 rpg
Def. Rebounds	5th	5.2 rpg
Off. Rebounds	t-7th	1.9 rpg
Blocked Shots	t-10th	0.8 bpg

Evan Hall		
Off. Rebounding	t-3rd	2.1 rpg
Blocked Shots	t-3rd	1.1 bpg
FG%	8th	50.0%
Rebounding	14th	5.2 rpg

Ahmed Ismail		
Rebounding	18th	4.9 rpg

Camron Justice		
FT%	t-2nd [35th]	87.5%
Scoring	3rd	19.9 ppg
3FG	5th	2.6/gm

D.J. McCall		
Off. Rebounds	t-10th	1.8 rpg
Rebounding	13th	5.3 rpg
Def. Rebounding	t-15th	3.6 rpg

Jaylen Minnett		
3FG	t-9th	2.2/gm
Scoring	25th	10.7 ppg

Grant Weatherford		
Steals	t-8th	1.3 spg
FT%	12th	76.9%

JAGS HAVE TWO GAME WINNING STREAK HALTED IN LOSS TO YSU

The Jaguars had a modest two-game winning streak snapped last Saturday afternoon (Jan. 12) when IUPUI dropped an 82-76 contest to Youngstown State inside Indiana Farmers Coliseum. Freshman Darius Quisenberry led YSU with 22 points, eight assists and four boards and Garrett Covington added 15 points on 6-of-8 shooting. YSU knocked in 11-of-24 3's (46 percent) and held IUPUI to just 44 percent overall to roll past the Jags. D.J. McCall led IUPUI with 14 points and six boards and Camron Justice added 13 points in the loss.

IUPUI trailed 79-67 with 2:11 to play before cutting it back to a one-possession game late in the contest. Below are more notes on Saturday's loss to YSU.

-YSU's 46 percent shooting from three was the highest by an IUPUI foe this season. On the flip side, IUPUI hit just 1-of-10 from three in the first half before warming up to finish 5-of-20 (25 percent) for the game.

-D.J. McCall led the team in scoring for the first time this season and just sixth time in 108 career games. McCall also finished with six boards.

-After outrebounding the three previous foes by double-digit boards, IUPUI was outrebounded by the Penguins, 36-33.

MILESTONES

-Senior Evan Hall became the 15th player in IUPUI history to grab 500 career rebounds at UIC (Jan. 4). Fellow senior D.J. McCall is bearing down on that number with 467 in his career.

-Tonight will be Evan Hall's 100th career game played.

-Nick Rogers dished out the 100th assist of his IUPUI career at Wright State.

-Elijah Goss grabbed his 200th rebound of his two-year career at NKU.

-Fifth-year senior D.J. McCall played his 2,500th career minute at NKU.

STREAKS

Justice has scored in double-digits in **17 straight games**.

Minnett has made a three in **21 straight games**, dating back to last season.

McCall has started **45 straight games**, dating back to last season.

INDICATORS

As the season wears on, two trends have become indicators as to how IUPUI will fare.

1.) IUPUI is 10-0 this season when shooting a higher percentage than their opponent. That number has been consistent under Gardner as IUPUI is 53-8 (.869) in his first seasons when shooting a higher percentage than their opponent.

2.) IUPUI is 7-0 this season when holding opponents to 70 points or less. In IUPUI wins, IUPUI holds foes to 39.5 percent and an average of 67.3 points per game. In IUPUI losses, foes are shooting better than 50 percent and scoring an average of 81.5 points per game.

GLASS EATERS

IUPUI has been strong on the glass all year long, outrebounding foes by 4.2 rebounds per game to rank 81st in the country. However, the Jags have been particularly impressive on the glass to open league play with a +6.4 margin in the opening five games, while limiting opponents to just 30.4 rebounds per game.

DO IT INSIDE

Bucking the national trend, IUPUI relies heavily on the interior for points this season. The Jags average 35 points per game in the paint and also rank among the nation's leaders in free throws made and attempted.

In league play, IUPUI is hitting a league low 5.4 treys per game while the next lowest in the league is making eight threes per game.

HEAVY HITTERS

IUPUI opened conference play with arguably the toughest opening schedule in Horizon League history, taking on the top three picks in the league's preseason polls, all on the road. The trio of Wright State, Northern Kentucky and UIC collected 39 of the 40 possible first-place votes and easily separated from the second tier of selections.

The Jaguars dropped the first two of the three-game stretch, losing at Northern Kentucky and Wright State, before rebounding to win at UIC last Friday (Jan. 4).

FREE MONEY

IUPUI enters play ranked 23rd in the country in free throws attempts (420) and 21st in free throws made (298). Junior Camron Justice is 46th in free throws made (84) and also ranks among the nation's top 40 in free throw percentage (87.5%).

Justice has done unprecedented damage at the free throw line already this season, boasting a pair of games with double-digit makes and no misses. He went 13-for-13 at Boston College, tying for the fourth most makes in a game in program history without a miss. He upped the ante against Bradley, hitting 15 without a miss, giving him the third highest total in school history without a miss (tops in the DI era).

HE GO, WE GO - JUSTICE NOTES

In this instance, 'he' being Camron Justice. IUPUI is 7-3 this season when Justice scores 20-or-better. Justice was recently the first IUPUI player to score 20-or-more in four straight games since Jan. 14-28, 2012 when Alex Young went for 27-27-26-22 in a four-game span.

-The Kentucky-native has led IUPUI in scoring in 13 of 18 games after being held to just nine points in the season opener. In that game, he had just nine points before he was ejected midway through the first half for tripping an opponent, which was called a flagrant 1 foul.

TURN BACK THE CLOCK

IUPUI got a skosh younger over the holiday break in terms of years of eligibility remaining. Grant Weatherford was awarded a clock extension from the NCAA in December, allowing him a sixth year in which to complete his four playing seasons - thus making him a sophomore eligibility-wise. IUPUI Associate AD for Compliance Laura Hue took the lead on applying for the successful waiver.

CALL ME ISMAIL

After a slow start to his IUPUI career, senior center Ahmed Ismail is now making his presence felt off the Jaguars' bench. Ismail scored just 10 points total in his first five IUPUI games, but is since averaging 9.5 points and 5.7 rebounds in the past 13 games while shooting 44-of-73 (60.3%) from the floor.

CLASS ACTS

Nine Jaguars were named to the department's Academic Advisor's List for the fall semester for earning a 3.0 GPA or better - Daniel Alston, Elijah Goss, Jack Hansen, Jamil Jackson, Trevor Johnson, Jakoby Kemp, Brandon Kenyon, D.J. McCall and Grant Weatherford. Hansen notched a perfect 4.0 GPA during the fall semester.

BEST START SINCE...

The Jags' 8-3 start was the program's best start in head coach Jason Gardner's five seasons and best start since the 2009-10 season. That squad finished 25-11 overall and earned a spot in the CBI that season. This marks the first time Gardner has had IUPUI above .500 beyond the fourth game of any of his five seasons.

ROLLING ON DUBS

IUPUI has points-rebounds double-doubles from three different players this season as Elijah Goss, Evan Hall and Ahmed Ismail have all pulled the trick. For perspective, IUPUI hasn't had three different players get double-doubles in a season since 2013-14 when four different players registered at least one (Marcellus Barksdale, Donovan Gibbs, Khufu Najee & Mitch Patton).

BLOW OUT THE CANDLES

Head coach Jason Gardner celebrated his 38th birthday in style, collecting his 50th career head coaching win at Boston College on November 14. The win was the Jaguars' first over an ACC opponent since 2001 and first over a Power 5 school since winning at Seton Hall in 2009.

Gardner is third on the program's all-time wins list at 56, but is a far cry from the top two in program history. Current Georgia State head coach Ron Hunter (275) and IUPUI Hall of Famer Bob Lovell (195) own the top two spots in program history.

SHARING THE WEALTH

IUPUI has had nine different players have hit for 10-or-more points at least once this season. Nick Rogers became the most recent player to tally double-digits, joining a group that includes Elijah Goss, Evan Hall, Jack Hansen, Ahmed Ismail, Camron Justice, D.J. McCall, Jaylen Minnett and Grant Weatherford.

HOT BENCH

A staple under head coach Jason Gardner has been his teams' bench scoring as the IUPUI leader likes to play 9-10 players and use his bench frequently. Gardner's teams have matched or outscored the opposition's bench in 105 of 142 games (74 percent), including 14 of 17 games this season. All total, the IUPUI bench is averaging 29 points per game this season and outscoring opponents' benches by 10 points per game. The Jags' bench scored a season-high 66 points in the win over IU Northwest.

700 DAYS

IUPUI junior guard Camron Justice was 700 days removed from his last competitive basketball game when the Jags took the floor against Xavier. Justice played just more than a season at Vanderbilt before joining the IUPUI program prior to last fall and sitting the full season as a transfer. Prior to Xavier, Justice last played in a game on Dec. 6, 2016 when the Commodores defeated High Point.

Justice and Evan Hall were high school teammates at Knott County Central (Ky.) High School, helping the Patriots to four straight state tournament appearances. Justice finished his high school career with 3,588 points and 393 treys before being named the 2015 Kentucky Mr. Basketball.

POWER PLAYERS

Three members of the IUPUI roster have spent time at Power 5 universities prior to joining the IUPUI program. Camron Justice played two seasons at Vanderbilt prior to joining the Jaguars last season to sit out his year in residency. Grant Weatherford redshirted the 2015-16 as a true freshman at Purdue University before later attending Midland (Texas) College before coming to IUPUI. Sophomore Jakoby Kemp redshirted the 2016-17 season at Mizzou for Kim Anderson before transferring to Salt Lake Community College last season and joining the Jaguars this offseason.

BRAND NEW BENCH

With the abrupt departure of longtime Associate Head Coach Matt Crenshaw to Ball State in October, the Jaguars have nearly an entirely new bench this season. Matt Bringman enters his second season on the IUPUI sidelines while Matt Dunn joined the program from Northern Arizona in August. Former Anderson University player Isaac Loehle (pronounced LOCK-lee) joined the IUPUI program as Director of Operations in July after Senior Advisor Andy Fagan opted to leave the coaching ranks immediately after last season. Most recently, Byron Rimm II, who spent 10 years as head coach at

NEWS, NOTES & STORYLINES (CONT.)

Prairie View A&M, joined the staff as associate head coach.

NEW LOOK

Not only does IUPUI have a new look on the bench this season, the Jaguars also have a new apparel provider this season, having switched from Nike to adidas this summer. IUPUI will have three different uniform combinations - red on white at home, white on red on the road and an alternate red on black for road games as well.

LOOKING AHEAD

As he likes to do, Gardner has two Division I transfers waiting in the wings for next season in juniors Jamil Jackson (Southern Utah) and Marcus Burk (Campbell). Jackson, a native of Minneapolis, was limited to five games last season at Southern Utah, totaling 14 points and two boards. The year prior, he was an NJCAA honorable mention All-American at Williston State where he averaged 16.3 points and 6.4 rebounds per game.

Burk, an Indianapolis-native and graduate of Franklin Central, comes home after two successful seasons at Campbell University. The 6-foot-3 sharpshooter averaged 14.8 points per game last season while hitting 91-of-226 (40.3 percent) from three-point range. In two years at Campbell, Burk averaged 11.2 points per game and hit 158 treys at a 40.2 percent clip. As a senior at Franklin Central, he averaged 25.3 points, 5.7 rebounds and 2.7 assists per game.

Both will have two years of eligibility remaining, beginning next season.

NEW TOURNEY FORMAT

The Horizon League Tournament will take on a new format this season as only the top eight teams will make the postseason instead of the 10-team all comers event.

The quarterfinals round will be played on Mar. 5-6 on campus sites with the top four seeds getting to host games. From there, the semifinals and championship game will be played at Little Caesars Arena in Detroit, Mich., on Mar. 11-12.

PRODUCING PROS

This past offseason, Gardner saw three of his former players ink their first professional contracts at Aaron Brennan inked a deal with the Walter Tigers in Germany and Kellon Thomas followed suit, signing with the EVL Baskets Limburg in Germany. Maurice Kirby inked a deal with Club Sayago in Uruguay.

IUPUI has eight individuals playing professionally at this point, keyed by George Hill, who enters his 11th season in the NBA and second season with the Cleveland Cavaliers. He's started all six games to start this season and is averaging 12.3 points and 2.3 assists per game.

In addition, Darell Combs, Robert Glenn and Alex Young are all thriving overseas.

AT THE HORN

Winning games at the horn has been a staple of head coach Jason Gardner's squads. Since Gardner took over, IUPUI has won five games in the closing seconds, including three as time expired:

P.J. Boutte - 15' floater at the horn vs. Ball State (71-69 / Nov. 22, 2014)
 Marcellus Barksdale - layup at the horn at IPFW (84-82 / Jan. 23, 2016)
 Jordan Pickett - wing 3 with :02 vs. NDSU (73-72 / Jan. 31, 2016)
 Darell Combs - wing J with :01.5 vs. SDSU (85-83 / Jan. 18, 2017)
 Evan Hall - layup at the horn vs. Milwaukee (72-71 / Jan. 10, 2018)

IUPUI AT 50

IUPUI is currently amidst a 50th anniversary year with the official 50th anniversary landing on Jan. 26, 2019.

Founded in 1969, IUPUI is an urban campus in Indianapolis, the 15th largest city in the United States, with a population of 2 million in the metro area. The campus is just west of downtown, within walking distance of the state capitol and other governmental offices and the site of numerous nationally renowned businesses and art, sports, education, and health facilities.

In 1968, Dr. Maynard K. Hine, dean of the IU School of Dentistry began working with then Indianapolis Mayor Richard Lugar, IU President Joseph L. Sutton, Purdue President Frederick L. Hovde, and other forward-thinking community leaders to establish IUPUI in 1969 through the merger of the Indianapolis extension programs of both IU and Purdue. Some schools, however, were established before the merger, including the IU School of Medicine, IU School of Dentistry, IU Robert H. McKinney School of Law, IU School of Liberal Arts, and IU Herron School of Art.



HUNTER TO THE HALL

Longtime IUPUI head coach Ron Hunter was announced as part of the Jaguars' Hall of Fame Class of 2019 on Thursday, Nov. 29 and will officially be inducted in February. He is joined in this year's class by Elizabeth (Bourgeois) Schaller (swimming) and Kristi (O'Brien) Moster (golf).

Hunter guided the IUPUI basketball program from 1994-2011 and is the program's all-time leader in wins (275), winning percentage (.557), games coached (494), winning seasons (11) and 20-win seasons (4). He guided IUPUI to its only ever NCAA Division I NCAA Tournament appearance in 2003. Led by future NBAer George Hill, his 2007-08 team won a school record 26 games and two years later, his team went 25-11 and collected the program's first-ever Division I postseason win. He was a two-time league Coach of the Year and clearly elevated the program during his tenure.

He earned national acclaim for his work with Samaritan's Feet as the first in the country to coach a game in his bare feet in January 2008 to raise awareness for those in need. He later personally delivered shoes to individuals in Peru and Costa Rica. He collected numerous honors for his philanthropic work including being named a 2008 ABC News Person of the Year, the 2010 Indiana Pathfinder Award recipient and an NABC Guardians of the Game Pillar Award for Service.

UNIVERSITY QUICK FACTS

Location	Indianapolis, Ind.
Founded	1969
Nickname	Jaguars
Colors	Red, gold & black
Enrollment	30,690
Affiliation	NCAA Division I
Conference	The Horizon League
Home Facility (Cap.)	Indiana Farmers Coliseum (6,800)
Chancellor	Dr. Nasser Paydar
Athletics Director	Dr. Roderick Perry
Website	www.IUPUIJags.com
Twitter	@IUPUIJaguars
Athletics Phone	(317) 278-5247
Mailing Address	1000 Waterway Blvd. Indianapolis, IN 46202

BASKETBALL HISTORY

First Yr. of basketball	1972
Seasons of basketball	47th
Seasons of Division I basketball	21st
Division I (1998-pres.) Record	259-285 (.476)
NCAA Appearances	1
Last NCAA Appearance	2003
Last Postseason Appearance	2010 (CBI - Second Round)

UNIVERSITY NOTES

ABOUT THE UNIVERSITY

IUPUI is a public research university located in downtown Indianapolis that is the result of a merger of the Purdue Indianapolis Extension Center (1946) and Indiana University Indianapolis (1916). The merger was completed in 1969 and athletics began in 1972.

The university offers more than 200 degree programs and boasts an enrollment over 30,000 (22,000 undergrad and 8,000 postgrad). The university also boasts an endowment of more than \$850 million.

The university is ranked among the Top 200 "National Universities" and ranked 7th for "Up and Coming Schools." U.S. News has ranked IUPUI among the nation's elite for 13 straight years.

All total, the campus covers 509 acres and is located along Indy's Cultural Trail.

IUPUI includes the nation's largest nursing school, the second largest medical school in the country, the only dental school in the state, and the country's oldest school of physical education. IUPUI is among the top 20 campuses in the nation for graduate professional degrees conferred

ATHLETIC PROWESS

IUPUI was a primary beneficiary of the 1987 Pan-American Games in Indianapolis and continues to boast some world renowned facilities.

The IU Natatorium is located on the IUPUI campus and is among the best swimming & diving facilities in the world. It has hosted the U.S. Olympic Team Trials four different times and 12 NCAA National Championship meets. In addition, the 2017 World Juniors were held at IUPUI and 16 world records have been set in the Natatorium water.

Adjacent west is the Michael A. Carroll Track & Soccer Stadium which has hosted several USA Outdoor Track & Field Championships and NCAA Championships, along with the 1988 US Olympic Trials. Florence Griffith-Joyner set the 100m world record of 10.49 on the track.

In basketball circles, IUPUI is best known as the long-time host of the Nike All-American Camp, which was held on campus for two decades. The nation's top prep players and coaches from every level converged on campus for two weeks each summer in what was considered the elite college recruiting event of the year. Alum included LeBron James, Chris Webber, Allen Iverson, Kevin Garnett, Jason Kidd and Paul Pierce, among many others.

GEORGE HILL

IUPUI's best known basketball alum is current NBAer George Hill, who is in his 11th year in the league this season. Hill was originally drafted by the San Antonio Spurs (1st rd., 26th overall) in 2008.

He's played for the Spurs (2008-11), Indiana Pacers (2011-16), Utah Jazz (2016-17), Sacramento Kings (2017-18), Cleveland Cavaliers (2018) and Milwaukee Bucks (2018-pres.). He's played in nearly 700 regular season games, making well over 400 career starts and averaging 11.6 points per game in his NBA career.

Entering this season, he's played in 102 career playoff games, starting 90 times and averaging 12.4 points per game.



2018-2019 MISCELLANEOUS STATISTICS

IUPUI'S RECORD WHEN...

	'18-19 Overall	'18-19 Horizon	Under Gardner
Home:	6-2	1-1	36-20
Away:	2-6	1-2	19-60
Neutral:	2-0	0-0	3-5
Overtime:	0-0	0-0	5-6
Lead @ Halftime:	8-2	2-0	43-14
Trail @ Halftime:	2-6	0-3	11-67
Tied @ Halftime:	0-0	0-0	4-4
Leading w/ 5:00 left:	9-1	1-0	49-7
Trailing w/ 5:00 left:	1-7	1-3	4-74
Tied w/ 5:00 left:	0-0	0-0	5-4
Shooting 50% or better:	5-1	1-0	27-4
Shooting 40-50%:	3-4	0-3	27-39
Shooting less than 40%:	2-3	1-0	4-42
Shooting better % than opp.	10-0	2-0	53-8
Shooting worse % than opp.	1-8	0-3	5-77
Scoring less than 60:	0-0	0-0	3-28
Score 60-69 pts:	2-2	1-1	10-29
Score 70-79 pts:	2-6	0-2	20-21
Score 80-89 pts:	3-0	0-0	19-7
Score 90+ pts:	3-0	1-0	6-0
Opp. scores less than 60:	1-0	0-0	11-5
Opp. scores 60-69 pts:	6-0	1-0	24-15
Opp. scores 70-79 pts:	3-3	1-1	15-31
Opp. scores 80-89 pts:	0-4	0-1	8-23
Opp. scores 90+ pts:	0-1	0-1	0-11
Commit less TO than opp.	4-5	0-2	27-36
Commit more TO than opp.	6-3	2-1	28-46
Commit same TO as opp.	0-0	0-0	3-3
Outrebound opponent:	9-2	2-1	39-26
Outrebounded:	1-6	0-2	17-56
Rebounding is equal:	0-0	0-0	2-3
Bench outscores opp.:	8-4	1-2	50-48
Bench is outscored:	0-3	1-1	7-31
Bench scoring is equal:	1-1	0-0	1-7
Hit more FT than opp.:	7-3	1-1	36-17
Hit less FT than opp.:	3-5	1-2	21-65
Hit same FT as opp.:	0-0	0-0	1-3
Hit more 3's than opp.:	4-2	1-0	26-30
Hit less 3's than opp.:	3-4	1-3	23-42
Hit same 3's as opp.:	3-2	0-0	9-13
Decided by 5 pts or less:	1-1	1-0	22-20
Decided by 6-10 points:	2-5	0-2	10-27
Decided by 10+ points:	7-2	1-1	28-38
In home whites:	6-2	1-1	37-20
In road blacks:	1-4	0-1	5-27
In road reds:	3-2	1-1	16-38
7 in double-digits:	0-0	0-0	1-0
6 in double-digits:	1-0	1-0	2-0
5 in double-digits:	1-1	0-1	6-4
4 in double-digits:	1-1	0-0	16-9
3 in double-digits:	4-4	0-2	17-28
2 in double-digits:	3-2	1-0	14-36
1 in double-digits:	0-0	0-0	2-6
0 in double-digits:	0-0	0-0	0-2
On Mondays:	0-0	0-0	3-8
On Tuesdays:	0-2	0-0	3-12
On Wednesdays:	3-0	0-0	10-9
On Thursdays:	2-0	1-0	6-12
On Fridays:	2-3	1-1	10-9
On Saturdays:	3-2	0-1	22-27
On Sundays:	0-1	0-1	4-9
In November:	5-2	0-0	13-19
In December:	3-5	0-2	13-27
In January:	2-1	2-1	19-17
In February:	0-0	0-0	12-18
In March:	0-0	0-0	1-4

TIMES LED						GAMES WITH								TOTAL		
Player	Pts.	Reb.	Ast.	Stl.	Blk.	10+ Pts.	20+ Pts.	10+ Reb.	3+ Ast.	3+ Blk.	3+ Stl.	3+ 3's		Dunks	Dbl-Dbls	
0-Minnett	3/6	0/0	4/6	5/6	0/1	9/16	2/2	0/0	5/6	0/0	1/1	5/11		0/0	0/0	
2-Kemp	0/0	0/0	0/0	0/0	0/0	0/0	0/0	0/0	0/0	0/0	0/0	0/0		1/1	0/0	
4-Hansen	0/0	0/0	1/1	0/0	1/1	1/1	0/0	0/0	0/0	0/0	0/0	0/0		0/0	0/0	
5-Justice	13/13	0/0	7/7	6/6	0/0	17/17	10/10	0/0	8/8	0/0	1/1	8/8		0/0	0/0	
10-Rogers	0/0	0/0	3/18	3/5	0/1	3/6	0/0	0/0	6/21	0/0	0/0	1/2		1/3	0/0	
11-Kenyon	0/0	0/0	0/0	0/0	0/0	0/0	0/0	0/0	0/0	0/0	0/0	0/0		2/2	0/0	
15-Ismael	0/0	2/2	1/1	0/0	5/5	7/7	0/0	1/1	2/2	0/0	0/0	0/0		3/3	1/1	
22-McCall	1/7	5/19	5/20	4/28	2/11	4/17	0/2	1/4	5/22	0/0	3/10	0/3		15/37	0/0	
23-Weatherford	0/0	1/1	8/8	8/8	0/0	5/5	1/1	0/0	10/10	0/0	2/2	0/0		0/0	0/0	
24-Hall	0/3	2/27	2/3	2/11	8/37	6/30	0/2	1/10	2/5	2/6	1/2	0/0		9/20	1/6	
25-Johnson	0/0	1/1	0/0	0/0	0/0	0/0	0/0	0/0	1/1	0/0	0/0	0/0		0/0	0/0	
32-Goss	1/1	11/14	1/2	4/7	9/13	6/7	0/0	6/7	1/2	0/1	0/0	0/0		20/34	3/3	
55-Alston	0/0	0/0	0/0	0/0	0/0	0/0	0/0	0/0	0/0	0/0	0/0	0/0		0/0	0/0	

totals listed by season/career

SPECIALTY STATS (IUPUI/OPP)

PP = Points in the Paint; POT = Points off Turnover; 2nd = 2nd Chance Points; BP = Bench Points

Opponent	Result	PP	POT	2nd	BP	Lead	Largest	Lead	Changes	Ties
#Central State	W, 86-52	30/10	19/8	10/1	46/21	39	---	0	0	0
at Xavier	L, 69-82	16/36	10/19	4/11	41/14	2	18	2	2	2
Eastern Illinois	W, 71-65	22/24	11/12	11/11	20/10	14	2	4	4	4
at Boston College	W, 76-69	26/20	22/13	12/8	16/8	7	14	6	5	5
at Richmond	L, 70-78	38/38	18/18	7/2	18/0	13	14	3	1	1
vs. St. Francis (NY)	W, 68-48	40/24	21/10	8/2	19/18	21	---	0	0	0
vs. Grambling St.	W, 80-69	32/28	24/15	12/9	31/29	23	3	6	2	2
Bradley	W, 85-73	36/26	6/21	5/6	24/28	15	1	4	2	2
Ball State	L, 75-85	36/36	23/24	12/14	24/24	3	12	9	2	2
IU Kokomo	W, 95-64	44/30	18/10	17/9	46/36	34	3	4	6	6
IU Northwest	W, 116-79	56/28	19/14	8/11	66/11	37	---	0	0	0
Western Illinois	W, 82-68	32/28	18/9	8/10	24/14	14	9	9	9	9
at Purdue Fort Wayne	L, 77-87	30/34	17/12	6/9	23/23	10	13	1	0	0
at Morehead State	L, 70-74	34/32	20/10	10/14	22/16	6	15	8	3	3
at Northern Ky.	L, 77-92	42/34	26/14	9/15	41/24	2	22	1	1	1
at Wright State	L, 64-72	36/36	8/20	11/2	23/26	4	13	1	2	2
at UIC	W, 66-64	20/18	9/16	8/3	15/11	11	4	4	4	4
Cleveland St.	W, 90-74	50/36	13/30	14/11	35/41	24	3	4	2	2
Youngstown St.	L, 76-82	42/38	18/11	15/12	26/29	5	13	7	8	8
at Green Bay										
at Milwaukee										
Oakland										
Detroit Mercy										
Northern Ky.										
Wright State										
UIC										
at Youngstown St.										
at Cleveland St.										
Milwaukee										
Green Bay										
at Detroit Mercy										
at Oakland										
HL Quarters										
HL Semis										
HL Championship										
Season Highs		56/38	26/30	17/15	66/41	34	22	9	8	8
Season Lows		16/18	6/9	4/2	15/0	-	-	-	-	-
Totals		632/546	301/278	177/159	514/362	-	-	73	53	53
Averages		35.1/30.3	16.7/15.4	9.8/8.8	28.6/20.1	-	-	4.1	2.9	2.9

WIN/LOSS MARGINS

Wins	1					1	1				3	2		2
Margin	1	2	3	4	5	6	7	8	9	10	11-15	16-20	21-29	30+
Losses				1		1		2		2	2			

2018-2019 IUPUI STATISTICS

IUPUI Basketball IUPUI Combined Team Statistics (as of Jan 12, 2019) All games



RECORD:	OVERALL	HOME	AWAY	NEUTRAL
ALL GAMES	10-8	6-2	2-6	2-0
CONFERENCE	2-3	1-1	1-2	0-0
NON-CONFERENCE	8-5	5-1	1-4	2-0

#	Player	gp-gs	min	avg	Total		3-Point		F-Throw		Rebounds				pf	dq	a	to	blk	stl	pts	avg
					fg-fga	fg%	3fg-fga	3fg%	ft-fa	ft%	off	def	tot	avg								
05	JUSTICE, Camron	18-18	561	31.2	114-251	.454	46-130	.354	84-96	.875	6	43	49	2.7	43	2	49	43	0	17	358	19.9
00	MINNETT, Jaylen	18-0	398	22.1	65-182	.357	39-123	.317	23-28	.821	5	27	32	1.8	25	0	30	24	0	15	192	10.7
24	HALL, Evan	17-17	359	21.1	70-140	.500	0-0	.000	14-50	.280	36	52	88	5.2	53	2	19	35	18	10	154	9.1
32	GOSS, Elyjah	18-18	443	24.6	52-97	.536	5-15	.333	31-43	.721	35	94	129	7.2	32	0	18	15	15	14	140	7.8
15	ISMAIL, Ahmed	18-1	289	16.1	46-81	.568	1-2	.500	41-62	.661	28	61	89	4.9	48	2	12	29	9	2	134	7.4
23	WEATHERFORD, Gra	18-18	484	26.9	41-80	.513	5-12	.417	40-52	.769	15	38	53	2.9	55	3	50	29	1	23	127	7.1
22	McCALL, D.J.	18-18	490	27.2	44-102	.431	3-11	.273	20-31	.645	32	64	96	5.3	35	0	39	34	5	19	111	6.2
10	ROGERS, Nick	18-0	281	15.6	32-60	.533	15-36	.417	20-27	.741	6	15	21	1.2	21	0	27	23	0	9	99	5.5
02	KEMP, Jakoby	4-0	18	4.5	5-5	1.000	0-0	.000	5-6	.833	1	3	4	1.0	1	0	1	2	1	1	15	3.8
04	HANSEN, Jack	18-0	202	11.2	16-51	.314	9-30	.300	14-16	.875	10	26	36	2.0	27	0	10	9	3	3	55	3.1
11	KENYON, Brandon	7-0	42	6.0	6-16	.375	0-4	.000	6-9	.667	2	6	8	1.1	6	1	1	1	2	2	18	2.6
55	ALSTON, Daniel	4-0	8	2.0	1-2	.500	0-1	.000	0-0	.000	0	1	1	0.3	0	0	0	2	0	0	2	0.5
25	JOHNSON, Trevor	6-0	26	4.3	1-5	.200	0-2	.000	0-0	.000	0	7	7	1.2	2	0	4	3	1	0	2	0.3
Team											32	29	61					6				
Total.....		18	3601		493-1072	.460	123-366	.336	298-420	.710	208	466	674	37.4	348	10	260	255	55	115	1407	78.2
Opponents.....		18	3601		462-1051	.440	135-395	.342	266-375	.709	171	429	600	33.3	350	10	234	253	73	121	1325	73.6

TEAM STATISTICS	IUPUI	OPP
SCORING	1407	1325
Points per game	78.2	73.6
Scoring margin	+4.6	-
FIELD GOALS-ATT	493-1072	462-1051
Field goal pct	.460	.440
3 POINT FG-ATT	123-366	135-395
3-point FG pct	.336	.342
3-pt FG made per game	6.8	7.5
FREE THROWS-ATT	298-420	266-375
Free throw pct	.710	.709
F-Throws made per game	16.6	14.8
REBOUNDS	674	600
Rebounds per game	37.4	33.3
Rebounding margin	+4.1	-
ASSISTS	260	234
Assists per game	14.4	13.0
TURNOVERS	255	253
Turnovers per game	14.2	14.1
Turnover margin	-0.1	-
Assist/turnover ratio	1.0	0.9
STEALS	115	121
Steals per game	6.4	6.7
BLOCKS	55	73
Blocks per game	3.1	4.1
ATTENDANCE	10158	34061
Home games-Avg/Game	8-1270	8-4064
Neutral site-Avg/Game	-	2-772

Date	Opponent	Score	Att.
11/06/18	at Xavier	L 69-82	10224
11/10/18	EASTERN ILL.	w 71-65	1350
\$ 11/14/18	at Boston College	w 76-69	3244
\$ 11/16/18	at Richmond	L 70-78	5015
& 11/23/18	vs St. Francis Brooklyn	w 68-48	910
& 11/24/18	vs Grambling State	w 80-69	635
11/28/18	BRADLEY	w 85-73	1383
12/01/18	BALL ST.	L 75-85	2150
12/06/18	IND.-KOKOMO	w 95-64	1287
12/12/18	IND.-NORTHWEST	w 116-79	927
12/15/18	WESTERN ILL.	w 82-68	980
12/18/18	at Purdue Fort Wayne	L 77-87	1984
12/21/18	at Morehead State	L 70-74	2874
* 12/28/18	at Northern Ky.	L 77-92	3303
* 12/30/18	at Wright State	L 64-72	3795
* 01/04/19	at UIC	w 66-64	2077
* 01/10/19	CLEVELAND ST.	w 90-74	1191
* 01/12/19	YOUNGSTOWN ST.	L 76-82	890

\$ = Fort Myers Tip-Off (campus sites)

& - Fort Myers Tip-Off (Niagara, N.Y.)

* = Horizon League game

Score by Periods	1st	2nd	Totals
IUPUI	679	728	1407
Opponents	651	674	1325

2018-2019 IUPUI HORIZON LEAGUE ONLY STATISTICS

IUPUI Basketball IUPUI Combined Team Statistics (as of Jan 12, 2019) Conference games only



RECORD:	OVERALL	HOME	AWAY	NEUTRAL
ALL GAMES	2-3	1-1	1-2	0-0
CONFERENCE	2-3	1-1	1-2	0-0
NON-CONFERENCE	0-0	0-0	0-0	0-0

#	Player	gp-gs	min	avg	Total		3-Point		F-Throw		Rebounds				pf	dq	a	to	blk	stl	pts	avg
					fg-fga	fg%	3fg-fga	3fg%	ft-fa	ft%	off	def	tot	avg								
05	JUSTICE, Camron	5-5	166	33.2	29-66	.439	10-31	.323	17-20	.850	2	12	14	2.8	14	0	16	17	0	4	85	17.0
00	MINNETT, Jaylen	5-0	102	20.4	13-43	.302	10-33	.303	10-13	.769	1	7	8	1.6	6	0	8	6	0	3	46	9.2
15	ISMAIL, Ahmed	5-0	89	17.8	17-30	.567	0-1	.000	10-17	.588	12	14	26	5.2	8	0	4	6	2	1	44	8.8
24	HALL, Evan	5-5	103	20.6	21-39	.538	0-0	.000	2-8	.250	7	16	23	4.6	18	1	6	7	3	2	44	8.8
10	ROGERS, Nick	5-0	94	18.8	14-24	.583	4-11	.364	9-11	.818	5	2	7	1.4	9	0	9	8	0	5	41	8.2
22	McCALL, D.J.	5-5	132	26.4	15-32	.469	1-2	.500	7-9	.778	8	21	29	5.8	10	0	6	10	2	3	38	7.6
32	GOSS, Elyjah	5-5	121	24.2	12-24	.500	0-1	.000	11-14	.786	10	27	37	7.4	12	0	7	6	4	5	35	7.0
23	WEATHERFORD, Gra	5-5	145	29.0	10-23	.435	2-5	.400	9-11	.818	6	7	13	2.6	20	2	13	13	0	8	31	6.2
04	HANSEN, Jack	5-0	43	8.6	2-8	.250	0-4	.000	5-6	.833	3	4	7	1.4	5	0	2	1	0	1	9	1.8
02	KEMP, Jakoby	1-0	1	1.0	0-0	.000	0-0	.000	0-0	.000	0	0	0	0.0	0	0	0	0	0	0	0	0.0
11	KENYON, Brandon	1-0	1	1.0	0-1	.000	0-1	.000	0-0	.000	0	0	0	0.0	0	0	0	0	0	0	0	0.0
25	JOHNSON, Trevor	2-0	3	1.5	0-1	.000	0-0	.000	0-0	.000	0	0	0	0.0	0	0	0	1	0	0	0	0.0
55	ALSTON, Daniel	1-0	1	1.0	0-0	.000	0-0	.000	0-0	.000	0	1	1	1.0	0	0	0	1	0	0	0	0.0
Team											12	7	19					3				
Total.....		5	1001		133-291	.457	27-89	.303	80-109	.734	66	118	184	36.8	102	3	71	79	11	32	373	74.6
Opponents.....		5	1001		131-288	.455	43-114	.377	79-102	.775	47	105	152	30.4	92	1	83	63	21	39	384	76.8

TEAM STATISTICS	IUPUI	OPP
SCORING	373	384
Points per game	74.6	76.8
Scoring margin	-2.2	-
FIELD GOALS-ATT	133-291	131-288
Field goal pct	.457	.455
3 POINT FG-ATT	27-89	43-114
3-point FG pct	.303	.377
3-pt FG made per game	5.4	8.6
FREE THROWS-ATT	80-109	79-102
Free throw pct	.734	.775
F-Throws made per game	16.0	15.8
REBOUNDS	184	152
Rebounds per game	36.8	30.4
Rebounding margin	+6.4	-
ASSISTS	71	83
Assists per game	14.2	16.6
TURNOVERS	79	63
Turnovers per game	15.8	12.6
Turnover margin	-3.2	-
Assist/turnover ratio	0.9	1.3
STEALS	32	39
Steals per game	6.4	7.8
BLOCKS	11	21
Blocks per game	2.2	4.2
ATTENDANCE	2081	9175
Home games-Avg/Game	2-1040	3-3058
Neutral site-Avg/Game	-	0-0

Date	Opponent		Score	Att.
* 12/28/18	at Northern Ky.	L	77-92	3303
* 12/30/18	at Wright State	L	64-72	3795
* 01/04/19	at UIC	W	66-64	2077
* 01/10/19	CLEVELAND ST.	W	90-74	1191
* 01/12/19	YOUNGSTOWN ST.	L	76-82	890

\$ = Fort Myers Tip-Off (campus sites)
& - Fort Myers Tip-Off (Niagara, N.Y.)
* = Horizon League game

SIGNING DAY

IUPUI inked three during the early signing period as all three will be true freshmen ,beginning next season.

Mike DePersia (Cherry Hill, N.J./Haddonfield HS)

-5-foot-10 guard helped Haddonfield to a New Jersey Group 2 state championship as a junior. Averaged better than 13 points per game as a junior and has amassed more than 1,000 points in his high school career.

Calvin Temple (Olive Branch, Miss./Center Hill HS)

-6-foot-1 guard averaged 13.1 points and shot 46 percent from three as a junior at Aspire (Ky.) Academy. This season, he's helped Center Hill (Miss.) High School to a 4-0 start while averaging 22.5 points, 5.0 rebounds and 6.0 assists per game. He was named to the Clarion Ledger's Dandy Dozen before the season, touting the top 12 players from the state of Mississippi.

Taeivon White (Prosper, Texas/Prosper HS/Pro Holmes Sports Academy)

-6-foot-7 forward averaged 6.5 points and 7.0 rebounds per game as a senior at Prosper (Texas) High School, earning first team all-district honors. He now attends Pro Holmes Sports (Fla.) Academy as a postgraduate prep.

Score by Periods	1st	2nd	Totals
IUPUI	168	205	373
Opponents	182	202	384

2018-2019 STATISTICAL SPLITS

Wins (10 total)

#	Player	gp-gs	min	avg	Total		3-Point		F-Throw		Rebounds				pf	dq	a	to	blk	stl	pts	avg
					fg-fga	fg%	3fg-fga	3fg%	ft-fa	ft%	off	def	tot	avg								
05	JUSTICE, Camron	10-10	311	31.1	66-137	.482	30-73	.411	58-62	.935	4	27	31	3.1	16	0	34	23	0	9	220	22.0
24	HALL, Evan	10-10	218	21.8	45-86	.523	0-0	.000	8-33	.242	22	35	57	5.7	31	1	10	21	11	4	98	9.8
32	GOSS, Elyjah	10-10	255	25.5	36-61	.590	4-10	.400	21-25	.840	22	61	83	8.3	23	0	11	9	7	7	97	9.7
00	MINNETT, Jaylen	10-0	203	20.3	32-81	.395	18-55	.327	14-17	.824	1	18	19	1.9	14	0	16	11	0	6	96	9.6
15	ISMAIL, Ahmed	10-0	153	15.3	32-53	.604	1-1	1.000	24-37	.649	17	36	53	5.3	26	1	11	12	8	2	89	8.9
22	McCALL, D.J.	10-10	265	26.5	24-50	.480	3-7	.429	15-21	.714	20	35	55	5.5	20	0	23	24	2	7	66	6.6
10	ROGERS, Nick	10-0	165	16.5	17-34	.500	10-24	.417	14-20	.700	1	10	11	1.1	8	0	13	14	0	6	58	5.8
23	WEATHERFORD, Gra	10-10	251	25.1	16-30	.533	2-4	.500	18-24	.750	5	17	22	2.2	30	2	36	18	1	14	52	5.2
02	KEMP, Jakoby	4-0	18	4.5	5-5	1.000	0-0	.000	5-6	.833	1	3	4	1.0	1	0	1	2	1	1	15	3.8
04	HANSEN, Jack	10-0	103	10.3	8-28	.286	4-16	.250	3-3	1.000	3	16	19	1.9	11	0	5	6	1	0	23	2.3
11	KENYON, Brandon	6-0	26	4.3	4-11	.364	0-3	.000	3-6	.500	2	5	7	1.2	1	0	1	0	2	2	11	1.8
55	ALSTON, Daniel	4-0	8	2.0	1-2	.500	0-1	.000	0-0	.000	0	1	1	0.3	0	0	0	2	0	0	2	0.5
25	JOHNSON, Trevor	4-0	24	6.0	1-5	.200	0-2	.000	0-0	.000	0	7	7	1.8	2	0	4	3	1	0	2	0.5
Team											15	18	33				5					
Total.....		10	2000		287-583	.492	72-196	.367	183-254	.720	113	289	402	40.2	183	4	165	150	34	58	829	82.9
Opponents.....		10	2000		237-600	.395	72-223	.323	127-190	.668	99	215	314	31.4	208	8	104	137	33	65	673	67.3

Losses (8 total)

#	Player	gp-gs	min	avg	Total		3-Point		F-Throw		Rebounds				pf	dq	a	to	blk	stl	pts	avg
					fg-fga	fg%	3fg-fga	3fg%	ft-fa	ft%	off	def	tot	avg								
05	JUSTICE, Camron	8-8	250	31.3	48-114	.421	16-57	.281	26-34	.765	2	16	18	2.3	27	2	15	20	0	8	138	17.3
00	MINNETT, Jaylen	8-0	195	24.4	33-101	.327	21-68	.309	9-11	.818	4	9	13	1.6	11	0	14	13	0	9	96	12.0
23	WEATHERFORD, Gra	8-8	233	29.1	25-50	.500	3-8	.375	22-28	.786	10	21	31	3.9	25	1	14	11	0	9	75	9.4
24	HALL, Evan	7-7	141	20.1	25-54	.463	0-0	.000	6-17	.353	14	17	31	4.4	22	1	9	14	7	6	56	8.0
11	KENYON, Brandon	1-0	16	16.0	2-5	.400	0-1	.000	3-3	1.000	0	1	1	1.0	5	1	0	1	0	0	7	7.0
15	ISMAIL, Ahmed	8-1	136	17.0	14-28	.500	0-1	.000	17-25	.680	11	25	36	4.5	22	1	1	17	1	0	45	5.6
22	McCALL, D.J.	8-8	225	28.1	20-52	.385	0-4	.000	5-10	.500	12	29	41	5.1	15	0	16	10	3	12	45	5.6
32	GOSS, Elyjah	8-8	188	23.5	16-36	.444	1-5	.200	10-18	.556	13	33	46	5.8	9	0	7	6	8	7	43	5.4
10	ROGERS, Nick	8-0	116	14.5	15-26	.577	5-12	.417	6-7	.857	5	5	10	1.3	13	0	14	9	0	3	41	5.1
04	HANSEN, Jack	8-0	99	12.4	8-23	.348	5-14	.357	11-13	.846	7	10	17	2.1	16	0	5	3	2	3	32	4.0
25	JOHNSON, Trevor	2-0	2	1.0	0-0	.000	0-0	.000	0-0	.000	0	0	0	0.0	0	0	0	0	0	0	0	0.0
Team											17	11	28				1					
Total.....		8	1601		206-489	.421	51-170	.300	115-166	.693	95	177	272	34.0	165	6	95	105	21	57	578	72.2
Opponents.....		8	1601		225-451	.499	63-172	.366	139-185	.751	72	214	286	35.8	142	2	130	116	40	56	652	81.5

Home (6-2)

#	Player	gp-gs	min	avg	Total		3-Point		F-Throw		Rebounds				pf	dq	a	to	blk	stl	pts	avg
					fg-fga	fg%	3fg-fga	3fg%	ft-fa	ft%	off	def	tot	avg								
05	JUSTICE, Camron	8-8	257	32.1	51-103	.495	21-52	.404	39-45	.867	3	18	21	2.6	18	1	30	19	0	4	162	20.3
00	MINNETT, Jaylen	8-0	173	21.6	31-79	.392	17-52	.327	10-12	.833	0	11	11	1.4	5	0	17	13	0	5	89	11.1
32	GOSS, Elyjah	8-8	199	24.9	32-51	.627	2-6	.333	17-18	.944	15	40	55	6.9	14	0	9	6	6	7	83	10.4
15	ISMAIL, Ahmed	8-0	117	14.6	29-46	.630	1-1	1.000	24-37	.649	14	29	43	5.4	18	1	7	12	6	2	83	10.4
24	HALL, Evan	8-8	165	20.6	29-51	.569	0-0	.000	4-23	.174	15	21	36	4.5	25	0	9	13	11	6	62	7.8
23	WEATHERFORD, Gra	8-8	207	25.9	18-27	.667	3-4	.750	23-31	.742	8	16	24	3.0	26	2	26	14	1	7	62	7.8
22	McCALL, D.J.	8-8	206	25.8	21-50	.420	2-7	.286	12-17	.706	13	35	48	6.0	17	0	21	18	4	8	56	7.0
10	ROGERS, Nick	8-0	128	16.0	17-33	.515	10-24	.417	12-18	.667	1	8	9	1.1	7	0	14	10	0	6	56	7.0
02	KEMP, Jakoby	3-0	15	5.0	5-5	1.000	0-0	.000	5-6	.833	1	3	4	1.3	1	0	1	1	1	0	15	5.0
11	KENYON, Brandon	4-0	23	5.8	4-10	.400	0-3	.000	2-4	.500	2	3	5	1.3	1	0	1	0	2	1	10	2.5
04	HANSEN, Jack	8-0	79	9.9	2-17	.118	1-9	.111	3-3	1.000	3	11	14	1.8	9	0	4	4	1	0	8	1.0
55	ALSTON, Daniel	3-0	7	2.3	1-2	.500	0-1	.000	0-0	.000	0	1	1	0.3	0	0	0	2	0	0	2	0.7
25	JOHNSON, Trevor	4-0	24	6.0	1-5	.200	0-2	.000	0-0	.000	0	7	7	1.8	2	0	4	3	1	0	2	0.5
Team											14	13	27				3					
Total.....		8	1600		241-479	.503	57-161	.354	151-214	.706	89	216	305	38.1	143	4	143	118	33	46	690	86.2
Opponents.....		8	1600		213-497	.429	63-182	.346	101-144	.701	80	178	258	32.2	174	6	100	112	17	55	590	73.8

Road/Neutral (4-6)

Road/Neutral (4-6)			Total				3-Point		F-Throw		Rebounds															
#	Player	gp-gs	min	avg	fg-fga	fg%	3fg-fga	3fg%	ft-fa	ft%	off	def	tot	avg	pf	dq	a	to	blk	stl	pts	avg				
05	JUSTICE, Camron	10-10	304	30.4	63-148	.426	25-78	.321	45-51	.882	3	25	28	2.8	25	1	19	24	0	13	196	19.6				
00	MINNETT, Jaylen	10-0	225	22.5	34-103	.330	22-71	.310	13-16	.813	5	16	21	2.1	20	0	13	11	0	10	103	10.3				
24	HALL, Evan	9-9	194	21.6	41-89	.461	0-0	.000	10-27	.370	21	31	52	5.8	28	2	10	22	7	4	92	10.2				
23	WEATHERFORD, Gra	10-10	277	27.7	23-53	.434	2-8	.250	17-21	.810	7	22	29	2.9	29	1	24	15	0	16	65	6.5				
32	GOSS, Elyjah	10-10	244	24.4	20-46	.435	3-9	.333	14-25	.560	20	54	74	7.4	18	0	9	9	9	7	57	5.7				
22	McCALL, D.J.	10-10	284	28.4	23-52	.442	1-4	.250	8-14	.571	19	29	48	4.8	18	0	18	16	1	11	55	5.5				
15	ISMAIL, Ahmed	10-1	172	17.2	17-35	.486	0-1	.000	17-25	.680	14	32	46	4.6	30	1	5	17	3	0	51	5.1				
04	HANSEN, Jack	10-0	123	12.3	14-34	.412	8-21	.381	11-13	.846	7	15	22	2.2	18	0	6	5	2	3	47	4.7				
10	ROGERS, Nick	10-0	153	15.3	15-27	.556	5-12	.417	8-9	.889	5	7	12	1.2	14	0	13	13	0	3	43	4.3				
11	KENYON, Brandon	3-0	19	6.3	2-6	.333	0-1	.000	4-5	.800	0	3	3	1.0	5	1	0	1	0	1	8	2.7				
55	ALSTON, Daniel	1-0	1	1.0	0-0	.000	0-0	.000	0-0	.000	0	0	0	0.0	0	0	0	0	0	0	0	0.0				
02	KEMP, Jakoby	1-0	3	3.0	0-0	.000	0-0	.000	0-0	.000	0	0	0	0.0	0	0	0	1	0	1	0	0.0				
25	JOHNSON, Trevor	2-0	2	1.0	0-0	.000	0-0	.000	0-0	.000	0	0	0	0.0	0	0	0	0	0	0	0	0.0				
Team											18	16	34				3									
Total.....		10	2001		252-593	.425	66-205	.322	147-206	.714	119	250	369	36.9	205	6	117	137	22	69	717	71.7				
Opponents.....		10	2001		249-554	.449	72-213	.338	165-231	.714	91	251	342	34.2	176	4	134	141	56	66	735	73.5				

2018-2019 INDIVIDUAL SUPERLATIVES

	IUPUI	Opponent
Points	30- Justice at UIC (1/4)	31- Jacob Gilyard at Richmond (11/16/18)
Field Goals Made	11- Justice vs. Ball State (12/1/18)	12- Jacob Gilyard at Richmond (11/16/18)
Field Goals Attempted	20- twice	18- Armon Williams vs. IU Northwest (12/12/18)
Highest FG Pct. (min. 5 made)	1.000 (5-5)- Weatherford vs. Eastern Ill. (11/10/18)	.857 (6-7)- Malek Green at Morehead State (12/21/18)
3-Pt Field Goals Made	6- twice	6- twice
3-Pt Field Goals Attempted	13- Minnett at Northern Kentucky (12/28/18)	13- Ryan Welage at Xavier (11/6/18)
3-Pt FG Pct. (min. 3 made)	.857 (6-7)- Minnett vs. IU Northwest (12/12/18)	.750 (3-4)- Drew McDonald at Northern Ky. (12/28/18)
Free Throws Made	15- Justice vs. Bradley (11/28/18)	10- Cole Gentry at Wright State (12/30/18)
Free Throws Attempted	15- Justice vs. Bradley (11/28/18)	12- Ivy Smith vs. Grambling State (11/24/18)
Free Throw Pct. (min. 5 made)	1.000 (15-15)- Justice vs. Bradley (11/28/18)	1.000 (10-10)- Cole Gentry at Wright State (12/30/18)
Offensive Rebounds	6- twice	8- Axel Mpoyo vs. Grambling State (11/24/18)
Defensive Rebounds	10- Goss vs. St. Francis Brooklyn (11/23/18)	10- Drew McDonald at Northern Kentucky (12/28/18)
Total Rebounds	13- Goss vs. Cleveland State (1/10/19)	12- Drew McDonald at Northern Kentucky (12/28/18)
Assists	7- Justice vs. Western Illinois (12/15/18)	9- A.J. Hicks at Morehead State (12/21/18)
Turnovers	5- three times	8- Tyree Appleby vs. Cleveland State (1/10/19)
Blocked Shots	3- twice	5- Zach Hankins at Xavier (11/6/18)
Steals	4- twice	4- Tyrique Jones at Xavier (11/6/18)
Minutes Played (regulation game)	37- Justice vs. Western Illinois (12/15/18)	40- twice
Minutes Played (OT game)		

2018-2019 TEAM SUPERLATIVES

IUPUI High	IUPUI Low	Statistical Category	Opponent High	Opponent Low
116 - IU Northwest (12/12)	64 - at Wright State (12/30)	Points	92 - at Northern Ky. (12/28)	48 - vs. St. Francis (NY) (11/23)
54 - IU Northwest (12/12)	29 - at UIC (1/4)	1st Half Points	51 - at Northern Ky. (12/28)	23 - vs. St. Francis (NY) (11/23)
62 - IU Northwest (12/12)	32 - at Wright State (12/30)	2nd Half Points	49 - at Richmond (11/16)	25 - vs. St. Francis (NY) (11/23)
43 - IU Northwest (12/12)	20 - twice	Field Goals	32 - IU Northwest (12/12)	18 - vs. St. Francis (NY) (11/23)
68 - twice	49 - Bradley (11/28)	Field Goal Attempts	79 - IU Northwest (12/12)	46 - at Boston Coll. (11/14)
.672 - IU Northwest (12/12)	.353 - at Morehead St. (12/21)	FG Percentage	.560 - Ball State (12/1)	.340 - vs. St. Francis (NY) (11/23)
11 - IU Northwest (12/12)	2 - vs. St. Francis (NY) (11/23)	3-Point Field Goals	12 - at UIC (1/4)	4 - twice
27 - at Xavier (11/6)	13 - twice	3-Point Field Goal Att.	35 - IU Northwest (12/12)	14 - vs. Grambling St. (11/24)
.615 - at UIC (1/4)	.154 - vs. St. Francis (NY) (11/23)	3-Point FG Percentage	.458 - Youngstown St. (1/12)	.238 - Cleveland St. (1/10)
29 - Bradley (11/28)	7 - at Richmond (11/16)	Free Throws	25 - at Northern Ky. (12/28)	5 - IU Northwest (12/12)
39 - Bradley (11/28)	14 - twice	Free Throw Attempts	30 - Ball State (12/1)	10 - IU Northwest (12/12)
.810 - Youngstown St. (1/12)	.500 - at Richmond (11/16)	Free Throw Percentage	.875 - Purdue Ft. Wayne (12/18)	.462 - IU Kokomo (12/6)
18 - at Morehead St. (12/21)	5 - vs. St. Francis (NY) (11/23)	Offensive Rebounds	19 - vs. Grambling St. (11/24)	4 - at Richmond (11/16)
38 - IU Kokomo (12/6)	17 - at Northern Ky. (12/28)	Defensive Rebounds	32 - at Morehead St. (12/21)	13 - Cleveland St. (1/10)
52 - IU Kokomo (12/6)	27 - Ball State (12/1)	Total Rebounds	45 - at Morehead St. (12/21)	22 - Cleveland St. (1/10)
24 - twice	13 - Western Illinois (12/15)	Fouls	28 - Bradley (11/28)	13 - at Richmond (11/16)
26 - IU Northwest (12/12)	7 - vs. St. Francis (NY) (11/23)	Assists	20 - Youngstown St. (1/12)	4 - vs. St. Francis (NY) (11/23)
21 - Cleveland St. (1/10)	7 - Western Illinois (12/15)	Turnovers	23 - Ball State (12/1)	8 - at Wright State (12/30)
7 - IU Kokomo (12/6)	0 - at Wright State (12/30)	Blocked Shots	10 - at UIC (1/4)	0 - IU Kokomo (12/6)
12 - Ball State (12/1)	2 - Western Illinois (12/15)	Steals	11 - twice	2 - at Morehead St. (12/21)

2018-2019 GAME-BY-GAME LEADERS / STARTING FIVES

Opponent	Starting 5	Points	Rebounds	Assists	Blocks	Steals
#Central State	Goss-Hall-Johnson-Justice-Weatherford	Justice/Minnett (19)	Hall (12)	Justice (5)	Ismail (2)	Rogers (3)
at Xavier	Goss-Ismail-Justice-McCall-Weatherford	Minnett (21)	Goss (8)	McCall (5)	Goss (2)	4 tied w/ (1)
Eastern Illinois	Goss-Hall-Justice-McCall-Weatherford	Justice (21)	Goss (10)	McCall (5)	Goss (2)	Rogers (2)
at Boston College	Goss-Hall-Justice-McCall-Weatherford	Justice (29)	Goss/Hall (10)	Justice/Weatherford (3)	Hall (2)	Justice (3)
at Richmond	Goss-Hall-Justice-McCall-Weatherford	Justice (14)	Goss/McCall (6)	Minnett/Weatherford (3)	Goss/Hall (2)	Goss/Minnett (2)
vs. St. Francis (NY)	Goss-Hall-Justice-McCall-Weatherford	Justice (17)	Goss (11)	7 tied w/ (1)	Hall/Ismail (1)	McCall/Weatherford (3)
vs. Grambling St.	Goss-Hall-Justice-McCall-Weatherford	Justice (23)	Ismail (10)	Weatherford (5)	Goss (1)	Weatherford (2)
Bradley	Goss-Hall-Justice-McCall-Weatherford	Justice (27)	Goss/McCall (6)	Minnett (4)	Hall/Ismail (2)	Weatherford (2)
Ball State	Goss-Hall-Justice-McCall-Weatherford	Justice (28)	Goss (6)	Hall (5)	McCall (1)	Hall/McCall (4)
IU Kokomo	Goss-Hall-Justice-McCall-Weatherford	Justice (18)	McCall (10)	McCall/Weatherford (5)	Hall (2)	Justice (2)
IU Northwest	Goss-Hall-Justice-McCall-Weatherford	Minnett (28)	Hall/Johnson (6)	Justice/Weatherford (6)	Hall (3)	Weatherford (2)
Western Illinois	Goss-Hall-Justice-McCall-Weatherford	Justice (20)	Goss (10)	Justice (7)	Goss (2)	Hall/Justice (1)
at Purdue FW	Goss-Hall-Justice-McCall-Weatherford	Justice (25)	Weatherford (6)	Weatherford (3)	3 tied w/ (1)	McCall (3)
at Morehead St.	Goss-Hall-Justice-McCall-Weatherford	Justice (20)	Goss (9)	3 tied w/ (3)	Goss (2)	Minnett (3)
at Northern Ky.	Goss-Hall-Justice-McCall-Weatherford	Minnett (14)	McCall (6)	Justice (4)	Goss/McCall (1)	Justice (2)
at Wright State	Goss-Hall-Justice-McCall-Weatherford	Justice (17)	McCall (8)	Rogers (3)	none	Weatherford (3)
at UIC	Goss-Hall-Justice-McCall-Weatherford	Justice (30)	Goss (11)	Weatherford (5)	Goss/Ismail (1)	Justice/Weatherford (2)
Cleveland St.	Goss-Hall-Justice-McCall-Weatherford	Goss (16)	Goss (13)	Justice (6)	Goss/Ismail (1)	3 tied w/ (2)
Youngstown St.	Goss-Hall-Justice-McCall-Weatherford	McCall (14)	Ismail (7)	3 tied w/ (3)	Hall (3)	5 tied w/ (1)
at Green Bay						
at Milwaukee						
Oakland						
Detroit Mercy						
Northern Ky.						
Wright State						
UIC						
at Youngstown St.						
at Cleveland St.						
Milwaukee						
Green Bay						
at Detroit Mercy						
at Oakland						
HL Quarters						
HL Semis						
HL Championship						

HEAD COACH JASON GARDNER



Jason Gardner was named the eighth head coach in IUPUI men's basketball program's history on April 2, 2014. Gardner, the 1999 winner of the Indiana Mr. Basketball Award, spent a year on the University of Memphis bench and two seasons at Loyola prior to that.

In his first season on the Jaguars' bench, he guided IUPUI to 10 wins, more than tripling the program's Division I win total from a year prior. His hiring paid immediate dividends on the recruiting trail, as he immediately inked five Division I transfers, four of whom were former in-state standouts. His success on the recruiting circuit continued leading into the 2015-16 campaign as he landed former Indiana All-Star Ron Patterson from Syracuse, along

with former Kentucky All-Star Evan Hall and talented Indianapolis guard T.J. Henderson.

While at Memphis, Gardner helped the Tigers to a 24-10 record as Shaq Goodwin and Joe Jackson earned All-Conference accolades. In addition, Memphis forward Austin Nichols was a unanimous selection to the American Athletic Conference All-Rookie Team after averaging 9.1 points and 4.2 boards per game. Gardner was a college teammate of current Memphis Head Coach Josh Pastner at Arizona.

Prior to coming to Memphis, Gardner was an assistant under Porter Moser at Loyola, helping the Ramblers to an eight-game improvement from 2011-12 to 2012-13. He coached Ben Averkamp to All-Horizon League accolades for two straight seasons, while Loyola point guard Cully Payne was a Bob Cousy Award nominee. He also helped recruit one of the top signing classes in the Horizon League prior to the 2012-13 season. Gardner's coaching career began in 2010 when he served as an assistant at nearby Cathedral High School.

Gardner's racked up numerous accolades during his prestigious high school, college and professional playing careers. He was a 1999 McDonald's and Parade All-American while at North Central High School, finishing his prep career with a school record 1,669 points. He was a two-time Gatorade Circle of Champions Indiana Player of the Year and was named the 1998-99 Indianapolis County Player of the Year by The Indianapolis Star and Indianapolis News. His senior season, he helped NCHS to the IHSAA 4A state championship and Tournament of Champions title while averaging 22.6 points, 4.7 rebounds, 4.0 assists and 3.0 steals per game.

The 5-foot-10 point guard was recruited to the University of Arizona by legendary Head Coach Lute Olsen, where he was a four-year All-American for the Wildcats. He was the 2002-03 Naismith National Player of the Year and Lowe's Senior CLASS award recipient. He was the 2000 consensus National Freshman of the Year and closed his career as one of four players in Pac-12 history with 1,500 points, 500 assists and 200 steals for a career. He helped lead Arizona to two Pac-12 regular season titles (2000, 2003) and four consecutive NCAA Tournament berths. The Wildcats made three Sweet Sixteens (2001, 2002, 2003), two Elite Eights (2001, 2003) and were the NCAA national runner-up in 2001. All total, Arizona won 107 games during Gardner's four seasons and he still holds school records for games started (135) and minutes played (4,825), while ranking third in school history with 1,984 career points. He also finished second in threes made (318) and fourth in assists (622). He earned his degree from the university in 2011 in disciplinary studies.

Gardner later played professionally overseas for more than eight years, primarily in Germany. In 2009, he was named MVP of German Basketball Bundesliga after helping Oldenburg to the league crown, averaging 13.7 points, 4.0 assists and 3.0 boards per game. He was a two-time Basketball Bundesliga All-Star, including starting the 2007 game.

Gardner is married to the former Jacquelyn Maxberry and the couple has four children, Jasper, Jason Jr., Jacob and Jackson.



THE GARDNER FILE

School: Arizona, '11

Seasons with IUPUI: fifth season

Career Record: 58-85 (5th year)

Coaching Experience:

.....2014-pres., Head Coach, IUPUI

.....2013-14, Assistant Coach, Memphis

.....2011-13, Assistant Coach, Loyola (Ill.)

..... 2010-11, Assistant Coach, Cathedral H.S.

2018-2019 COMPARISON STATISTICS

Opponent	1st	2nd	Score	Mar	Total FG	FG Pct	3-Pointers	3FG Pct	Free Throws	FT Pct	Rebounds	Assist	T/Over	Block	Steal	Fouls
Xavier	34/37	35/45	69-82	(13)	20-56/31-66	.357/.470	9-27/9-29	.333/.310	20-26/11-19	.769/.579	36/43 (7)	11/18	15/13	3/6	4/10	22/22
EASTERN ILL.	35/31	36/34	71-65	+6	22-57/19-53	.386/.358	7-25/6-17	.280/.353	20-29/21-26	.690/.808	38/35 +3	16/11	17/18	4/5	5/6	20/27
Boston College	36/42	40/27	76-69	+7	24-60/21-46	.400/.457	8-25/8-21	.320/.381	20-25/19-29	.800/.655	40/28 +12	11/11	12/15	2/2	7/4	23/19
Richmond	30/29	40/49	70-78	(8)	28-54/26-50	.519/.520	7-20/6-17	.350/.353	7-14/20-29	.500/.690	34/26 +8	13/12	15/12	4/5	8/11	19/13
St. Francis Brooklyn	35/23	33/25	68-48	+20	28-54/18-53	.519/.340	2-13/4-16	.154/.250	10-16/8-16	.625/.500	38/29 +9	7/4	15/19	2/5	11/6	15/15
Grambling State	39/31	41/38	80-69	+11	30-63/23-63	.476/.365	9-23/4-14	.391/.286	11-14/19-28	.786/.679	37/43 (6)	16/8	14/13	1/4	3/5	23/17
BRADLEY	44/38	41/35	85-73	+12	25-49/26-58	.510/.448	6-17/8-23	.353/.348	29-39/13-19	.744/.684	32/30 +2	15/12	13/10	4/1	4/6	21/28
BALL ST.	40/44	35/41	75-85	(10)	29-64/28-50	.453/.560	7-19/8-18	.368/.444	10-17/21-30	.588/.700	27/38 (11)	11/16	16/23	1/2	12/7	24/17
IND.-KOKOMO	49/35	46/29	95-64	+31	34-68/25-70	.500/.357	8-24/8-27	.333/.296	19-25/6-13	.760/.462	52/33 +19	20/11	13/12	7/0	4/6	14/19
IND.-NORTHWEST	54/38	62/41	116-79	+37	43-64/32-79	.672/.405	11-20/10-35	.550/.286	19-27/5-10	.704/.500	45/30 +15	26/11	18/13	4/1	6/8	14/23
WESTERN ILL.	39/40	43/28	82-68	+14	27-58/26-62	.466/.419	7-19/7-17	.368/.412	21-31/9-12	.677/.750	38/34 +4	18/9	7/11	6/3	2/3	13/21
Purdue Fort Wayne	39/45	38/42	77-87	(10)	26-66/29-53	.394/.547	8-21/8-25	.381/.320	17-22/21-24	.773/.775	33/34 (1)	10/13	12/15	3/9	8/8	18/16
Morehead State	37/36	33/38	70-74	(4)	24-68/27-60	.353/.450	7-24/6-22	.292/.273	15-26/14-18	.577/.778	40/45 (5)	15/15	9/16	3/9	9/2	20/21
Northern Ky.	30/51	47/41	77-92	(15)	30-67/29-54	.448/.537	5-21/9-21	.238/.429	12-18/25-29	.667/.862	31/36 (5)	13/19	11/16	2/3	7/7	22/19
Wright State	32/35	32/37	64-72	(8)	22-53/24-54	.415/.444	3-18/6-16	.167/.375	17-22/18-23	.773/.783	38/28 +10	9/17	14/8	0/3	4/3	24/14
UIC	29/25	37/39	66-64	+2	20-52/21-55	.385/.382	8-13/12-32	.615/.375	18-23/10-16	.783/.625	42/30 +12	12/17	20/14	2/10	8/10	19/20
CLEVELAND ST.	39/31	51/43	90-74	+16	34-58/26-61	.586/.426	6-17/5-21	.353/.238	16-25/17-21	.640/.810	40/22 +18	24/10	21/12	2/2	8/11	21/19
YOUNGSTOWN ST.	38/40	38/42	76-82	(6)	27-61/31-64	.443/.484	5-20/11-24	.250/.458	17-21/9-13	.810/.692	33/36 (3)	13/20	13/13	5/3	5/8	16/20

Note: Game totals are displayed in the format TEAM/OPPONENT for each category

PLAYER BIOS



JAYLEN MINNETT

#0

Sophomore | Guard
6-1 | 180
Terre Haute, Ind.
Terre Haute South

Birthdate: July 24, 1999 (age 19)
Major: Sports Management

QUICK NOTES

His 7.1 ppg scoring average as a freshman was the highest by an IUPUI rookie since Alex Young averaged 10.8 points per game in 2008-2009... his 51 threes made as freshman were the most by an IUPUI freshman in the program's Division I-era... named to the prestigious Indiana All-Star Team following his senior year at Terre Haute South... finished as Terre Haute South's all-time leading scorer (1,782 career points).

CAREER/SEASON HIGHS

CAREER HIGH	CATEGORY	SEASON HIGH
28 vs. IU Northwest (12/12/18)	PTS	28 vs. IU Northwest (12/12/18)
4 - 4x	REB	4 - 2x
4 vs. Bradley (11/28/18)	AST	4 vs. Bradley (11/28/18)
9 vs. IU Northwest (12/12/18)	FG	9 vs. IU Northwest (12/12/18)
17 at Northern Kentucky (12/28/18)	FGA	17 at Northern Kentucky (12/28/18)
6 vs. IU Northwest (12/12/18)	3FG	6 vs. IU Northwest (12/12/18)
13 at Northern Kentucky (12/28/18)	3FGA	13 at Northern Kentucky (12/28/18)
6 at UIC (1/4/19)	FT	6 at UIC (1/4/19)
7 at UIC (1/4/19)	FTA	7 at UIC (1/4/19)
3 - 2x	STL	3 at Morehead State (12/21/18)
1 vs. IU Kokomo (12/22/17)	BLK	---
37 at Bradley (11/11/17)	MIN	34 at Xavier (11/6/18)

GAME-BY-GAME

Opponent	MIN	FG	3FG	FT	O-D-T	PF	A	TO	B	S	PTS
at Xavier	34	6-15	5-12	4-4	0-3-3	2	2	2	0	1	21
E. Illinois	22	2-10	1-7	2-2	0-3-3	1	1	2	0	0	7
at Boston Coll.	15	1-5	1-5	0-0	0-3-3	4	1	0	0	1	3
at Richmond	26	4-12	2-8	0-0	1-3-4	1	3	1	0	2	10
vs. St. Francis	23	4-8	1-3	0-0	1-1-2	2	1	0	0	2	9
vs. Grambling	23	3-10	1-6	0-0	0-1-1	2	1	2	0	0	7
Bradley	17	2-8	1-5	0-0	0-0-0	1	4	1	0	0	5
Ball State	26	6-15	3-7	0-0	0-1-1	1	1	3	0	1	15
IU Kokomo	20	4-9	2-7	0-0	0-1-1	0	1	1	0	0	10
IU Northwest	20	9-11	6-7	4-4	0-4-4	0	3	1	0	1	28
W. Illinois	21	3-9	1-6	0-0	0-0-0	0	1	1	0	0	7
at Purdue FW	25	4-14	2-9	3-5	1-0-1	2	1	2	0	1	13
at Morehead St.	24	4-13	3-8	0-0	1-0-1	3	2	2	0	3	11
at N. Kentucky	27	5-17	4-13	0-0	0-2-2	0	2	0	0	0	14
at Wright St.	11	1-5	1-4	0-0	1-0-1	1	0	0	0	0	3
at UIC	17	2-4	2-3	6-7	0-3-3	3	0	2	0	0	12
Cleveland St.	25	2-7	2-6	2-4	0-2-2	1	3	1	0	2	8
Y'town St.	22	3-10	1-7	2-2	0-0-0	1	3	3	0	1	9
at Green Bay											
at Milwaukee											
Oakland											
Det. Mercy											
N. Kentucky											
Wright St.											
UIC											
at Y'town St.											
at Cleveland St.											
Milwaukee											
Green Bay											
at Det. Mercy											
at Oakland											


* denotes starter

CAREER STATS

Season	GP-GS	MIN-Avg	FG	Pct.	3FG	Pct.	FT	Pct.
2017-18	30-4	630-21.0	69-173	.399	51-126	.405	24-30	.800
2018-19	18-0	398-22.1	65-182	.357	39-123	.317	23-28	.821
TOTALS	48-4	1028-21.4	134-355	.377	90-249	.361	47-58	.810

REBOUNDS

Season	O-D-REB-AVG.	PF-DQ	AST	TO	BLK	STL	PTS-PPG
2017-18	12-24-36-1.2	42-0	35	39	1	14	213-7.1
2018-19	5-27-32-1.8	25-0	30	24	0	15	192-10.7
TOTALS	17-51-68-1.4	67-0	65	63	1	29	405-8.4



JAKOBY KEMP

#2

Sophomore | Forward
6-8 | 190
Layton, Utah
Layton (Missouri/Salt Lake C.C.)

Birthdate: September 22, 1997 (age 21)
Major: General Studies

QUICK NOTES

Redshirted as a freshman at Missouri before transferring to play at Salt Lake Community College last season... helped Salt Lake to a 30-3 record and a trip to the NJCAA Tournament after winning the District I title... averaged 4.5 points and 2.6 rebounds per game as a freshman at Salt Lake... first-ever native of Utah in the IUPUI basketball program's history... older brother, Marcus, is a wide receiver for the Kansas City Chiefs and played collegiately at Hawaii.

CAREER/SEASON HIGHS

CAREER HIGH	CATEGORY	SEASON HIGH
8 vs. IU Northwest (12/12/18)	PTS	8 vs. IU Northwest (12/12/18)
3 vs. IU Northwest (12/12/18)	REB	3 vs. IU Northwest (12/12/18)
1 vs. IU Kokomo (12/6/18)	AST	1 vs. IU Kokomo (12/6/18)
3 vs. IU Northwest (12/12/18)	FG	3 vs. IU Northwest (12/12/18)
3 vs. IU Northwest (12/12/18)	FGA	3 vs. IU Northwest (12/12/18)
---	3FG	---
---	3FGA	---
3 vs. IU Kokomo (12/6/18)	FT	3 vs. IU Kokomo (12/6/18)
4 vs. IU Kokomo (12/6/18)	FTA	4 vs. IU Kokomo (12/6/18)
1 vs. St. Francis Brooklyn (11/23/18)	STL	1 vs. St. Francis Brooklyn (11/23/18)
1 vs. IU Kokomo (12/6/18)	BLK	1 vs. IU Kokomo (12/6/18)
7 - 2x	MIN	7 - 2x

GAME-BY-GAME

Opponent	MIN	FG	3FG	FT	O-D-T	PF	A	TO	B	S	PTS
at Xavier											
E. Illinois											
at Boston Coll.											
at Richmond											
vs. St. Francis	3	0-0	0-0	0-0	0-0-0	0	0	1	0	1	0
vs. Grambling											
Bradley											
Ball State											
IU Kokomo	7	2-2	0-0	3-4	0-1-1	1	1	1	1	0	7
IU Northwest	7	3-3	0-0	2-2	1-2-3	0	0	0	0	0	8
W. Illinois											
at Purdue FW											
at Morehead St.											
at N. Kentucky											
at Wright St.											
at UIC											
Cleveland St.	1	0-0	0-0	0-0	0-0-0	0	0	0	0	0	0
Y'town St.											
at Green Bay											
at Milwaukee											
Oakland											
Det. Mercy											
N. Kentucky											
Wright St.											
UIC											
at Y'town St.											
at Cleveland St.											
Milwaukee											
Green Bay											
at Det. Mercy											
at Oakland											

* denotes starter

CAREER STATS

Season	GP-GS	MIN-Avg	FG	Pct.	3FG	Pct.	FT	Pct.
2018-19	4-0	18-4.5	5-5	1.000	0-0	.000	5-6	.833
TOTALS	4-0	18-4.5	5-5	1.000	0-0	.000	5-6	.833

REBOUNDS

Season	O-D-REB-AVG.	PF-DQ	AST	TO	BLK	STL	PTS-PPG
2018-19	1-3-4-1.0	1-0	1	2	1	1	15-3.8
TOTALS	1-3-4-1.0	1-0	1	2	1	1	15-3.8

PLAYER BIOS



JACK HANSEN

#4

Freshman | Forward
6-7 | 205
Noblesville, Ind.
Guerin Catholic

Birthdate: December 11, 1999 (age 19)
Major: Accounting

QUICK NOTES

Follows in the footsteps of recent IUPUI graduate Aaron Brennan in joining the Jaguars from Guerin Catholic High School... was a two-time honorable mention all-state honoree and widely considered among the top 15 prospects from the state of Indiana in the 2018 class... older brother Evan was team captain on the Wabash College football team before passing away on Sept. 10, 2018.

CAREER/SEASON HIGHS

CAREER HIGH	CATEGORY	SEASON HIGH
10 at Xavier (11/6/18)	PTS	10 at Xavier (11/6/18)
5 - 2x	REB	5 - 2x
2 at Morehead State (12/21/18)	AST	2 at Morehead State (12/21/18)
3 - 2x	FG	3 - 2x
8 at Xavier (11/6/18)	FGA	8 at Xavier (11/6/18)
2 - 3x	3FG	2 - 3x
6 at Xavier (11/6/18)	3FGA	6 at Xavier (11/6/18)
3 - 3x	FT	3 - 3x
4 at Northern Kentucky (12/28/18)	FTA	4 at Northern Kentucky (12/28/18)
1 - 3x	STL	1 - 3x
1 - 3x	BLK	1 - 3x
18 at Xavier (11/6/18)	MIN	18 at Xavier (11/6/18)

GAME-BY-GAME

Opponent	MIN	FG	3FG	FT	O-D-T	PF	A	TO	B	S	PTS
at Xavier	18	3-8	2-6	2-2	1-3-4	2	0	0	1	0	10
E. Illinois	9	1-2	1-1	0-0	0-1-1	2	0	1	0	0	3
at Boston Coll.	11	2-5	1-3	0-0	1-1-2	0	1	0	0	0	5
at Richmond*	12	0-1	0-1	0-0	0-2-2	1	0	1	0	1	0
vs. St. Francis	11	1-1	0-0	0-0	1-4-5	3	1	0	0	0	2
vs. Grambling	12	3-6	2-5	0-0	0-2-2	2	0	2	0	0	8
Bradley	6	0-1	0-0	3-3	0-1-1	1	0	1	0	0	3
Ball State	9	0-1	0-1	0-0	2-0-2	3	1	0	0	0	0
IU Kokomo	15	0-4	0-2	0-0	0-5-5	2	1	1	1	0	0
IU Northwest	15	0-4	0-1	0-0	1-1-2	0	1	0	0	0	0
W. Illinois	10	0-2	0-2	0-0	0-0-0	0	1	0	0	0	0
at Purdue FW	16	2-5	1-2	3-3	1-2-3	4	0	1	1	0	8
at Morehead St.	15	2-3	2-2	1-2	0-0-0	2	2	1	0	1	7
at N. Kentucky	17	1-4	0-1	3-4	2-1-3	2	1	0	0	1	5
at Wright St.*	7	0-1	0-1	2-2	1-0-1	2	1	0	0	0	2
at UIC	4	0-0	0-0	0-0	0-0-0	0	0	0	0	0	0
Cleveland St.	10	1-3	0-2	0-0	0-1-1	1	0	1	0	0	2
Y'town St.	5	0-0	0-0	0-0	0-2-2	0	0	0	0	0	0
at Green Bay											
at Milwaukee											
Oakland											
Det. Mercy											
N. Kentucky											
Wright St.											
UIC											
at Y'town St.											
at Cleveland St.											
Milwaukee											
Green Bay											
at Det. Mercy											
at Oakland											

* denotes starter

CAREER STATS

Season	GP-GS	MIN-Avg	FG	Pct.	3FG	Pct.	FT	Pct.
2018-19	18-0	202-11.2	16-51	.314	9-30	.300	14-16	.875
TOTALS	18-0	202-11.2	16-51	.314	9-30	.300	14-16	.875

REBOUNDS

Season	O-D-REB-AVG.	PF-DQ	AST	TO	BLK	STL	PTS-PPG
2018-19	10-26-36-2.0	27-0	10	9	3	3	55-3.1
TOTALS	10-26-36-2.0	27-0	10	9	3	3	55-3.1



CAMRON JUSTICE

#5

Junior | Guard
6-3 | 180
Hindman, Ky.
Knott County Central (Vanderbilt)

Birthdate: February 13, 1997 (age 21)
Major: Organizational Leadership & Supervision

QUICK NOTES

2015 Kentucky Mr. Basketball selection and high school teammate of current Jaguar Evan Hall at Knott County Central High School... finished his high school career ranked third on the state's all-time list in points (3,588) and threes made (393)... originally committed to Tennessee and then attended Vanderbilt for two years before transferring to IUPUI in 2017... named MVP of the Niagara Regional of the Fort Myers Tip-Off this season after wins over St. Francis Brooklyn and Grambling.

CAREER/SEASON HIGHS

CAREER HIGH	CATEGORY	SEASON HIGH
30 at UIC (1/4/19)	PTS	30 at UIC (1/4/19)
7 at Wright State (12/30/18)	REB	7 at Wright State (12/30/18)
7 vs. Western Illinois (12/15/18)	AST	7 vs. Western Illinois (12/15/18)
11 vs. Ball State (12/1/18)	FG	11 vs. Ball State (12/1/18)
20 - 2x	FGA	20 - 2x
6 at UIC (1/4/19)	3FG	6 at UIC (1/4/19)
12 at Boston College (11/14/18)	3FGA	12 at Boston College (11/14/18)
15 vs. Bradley (11/28/18)	FT	15 vs. Bradley (11/28/18)
15 vs. Bradley (11/28/18)	FTA	15 vs. Bradley (11/28/18)
3 at Boston College (11/14/18)	STL	3 at Boston College (11/14/18)
---	BLK	---
37 vs. Western Illinois (12/15/18)	MIN	37 vs. Western Illinois (12/15/18)

GAME-BY-GAME

Opponent	MIN	FG	3FG	FT	O-D-T	PF	A	TO	B	S	PTS
at Xavier*	11	1-6	1-4	6-7	0-3-3	2	0	3	0	1	9
E. Illinois*	36	7-18	2-9	5-7	1-4-5	2	3	2	0	0	21
at Boston Coll.*	33	7-19	2-12	13-13	1-1-2	2	3	1	0	3	29
at Richmond*	34	5-11	3-7	1-2	0-1-1	5	2	3	0	1	14
vs. St. Francis*	30	7-16	1-8	2-2	0-2-2	2	1	0	0	1	17
vs. Grambling*	30	8-15	5-8	2-2	0-4-4	2	2	3	0	0	23
Bradley*	36	4-9	4-7	15-15	0-5-5	1	2	2	0	0	27
Ball State*	36	11-20	3-8	3-4	1-0-1	5	2	1	0	1	28
IU Kokomo*	20	7-11	3-6	1-2	1-3-4	1	2	2	0	2	18
IU Northwest*	24	7-10	2-5	6-7	0-3-3	1	6	2	0	0	22
W. Illinois*	37	5-12	4-6	6-6	0-1-1	2	7	3	0	1	20
at Purdue FW*	33	10-18	4-8	1-1	0-3-3	1	0	3	0	1	25
at Morehead St.*	35	6-20	2-11	6-8	0-1-1	3	3	1	0	2	20
at N. Kentucky*	29	5-10	1-4	1-1	1-0-1	3	4	3	0	2	12
at Wright St.*	36	5-15	0-7	7-9	0-7-7	4	2	3	0	0	17
at UIC*	33	9-18	6-9	6-6	1-3-4	1	2	4	0	2	30
Cleveland St.*	32	5-9	1-3	2-2	0-1-1	2	6	4	0	0	13
Y'town St.*	36	5-14	2-8	1-2	0-1-1	4	2	3	0	0	13
at Green Bay											
at Milwaukee											
Oakland											
Det. Mercy											
N. Kentucky											
Wright St.											
UIC											
at Y'town St.											
at Cleveland St.											
Milwaukee											
Green Bay											
at Det. Mercy											
at Oakland											

* denotes starter

CAREER STATS

Season	GP-GS	MIN-Avg	FG	Pct.	3FG	Pct.	FT	Pct.
2015-16*	26-0	257-9.9	31-75	.413	21-54	.389	5-6	.833
2016-17*	7-0	65-9.3	4-16	.250	1-8	.125	3-6	.500
2018-19	18-18	561-31.2	114-251	.454	46-130	.354	84-96	.875
TOTALS	18-18	561-31.2	114-251	.454	46-130	.354	84-96	.875

REBOUNDS

Season	O-D-REB-AVG.	PF-DQ	AST	TO	BLK	STL	PTS-PPG
2015-16*	2-25-27-1.0	28-0	9	14	0	9	88-3.4
2016-17*	0-6-6-0.9	5-0	7	4	0	3	12-1.7
2018-19	6-43-49-2.7	43-2	49	43	0	17	358-19.9
TOTALS	6-43-49-2.7	43-2	49	43	0	17	358-19.9

*at Vanderbilt | TOTALS only reflect IUPUI totals

PLAYER BIOS



NICK ROGERS

#10

Junior | Guard
6-1 | 170
Indianapolis, Ind.
Traders Point Academy (Toledo)

Birthdate: August 6, 1996 (age 22)
Major: General Studies

QUICK NOTES

Indianapolis-native began his high school career at Pike before later attending Traders Point Academy and Elev8 Academy in Florida... played one season at Toledo before transferring to IUPUI in 2016... lost the fingertips to three fingers on his right (shooting) hand in a lawn mowing accident when he was 15 as a sophomore at Pike, leading to a successful surgery to reattach the fingers... his father, Felix, played collegiately at UW-Whitewater from 1992-94 and ranks among the program leaders in 3's made (79) and 3pt percentage (48.9%).

CAREER/SEASON HIGHS

CAREER HIGH	CATEGORY	SEASON HIGH
15 vs. IU Northwest (12/12/18)	PTS	15 vs. IU Northwest (12/12/18)
5 - 2x	REB	3 - 3x
6 - 3x	AST	4 vs. IU Northwest (12/12/18)
6 vs. IU Northwest (12/12/18)	FG	6 vs. IU Northwest (12/12/18)
11 at Green Bay (1/2/18)	FGA	8 vs. IU Northwest (12/12/18)
3 - 2x	3FG	3 vs. IU Northwest (12/12/18)
5 - 3x	3FGA	5 vs. IU Northwest (12/12/18)
8 - 2x	FT	6 vs. Eastern Illinois (11/10/18)
10 - 2x	FTA	10 vs. Eastern Illinois (11/10/18)
2 - 6x	STL	2 - 2x
1 - 2x	BLK	---
33 vs. UIC (1/4/18)	MIN	23 - 2x

GAME-BY-GAME

Opponent	MIN	FG	3FG	FT	O-D-T	PF	A	TO	B	S	PTS
at Xavier	19	1-2	1-1	0-0	0-3-3	3	3	3	0	0	3
E. Illinois	16	1-3	1-3	6-10	0-2-2	0	1	2	0	2	9
at Boston Coll.	15	2-2	2-2	2-2	0-1-1	2	1	1	0	1	8
at Richmond	15	3-5	1-2	0-0	0-1-1	1	1	0	0	0	7
vs. St. Francis	18	1-2	0-1	0-1	0-0-0	0	0	2	0	0	2
vs. Grambling	15	0-0	0-0	0-0	0-0-0	0	1	2	0	0	0
Bradley	17	1-4	1-4	0-0	0-1-1	1	1	3	0	0	3
Ball State	7	1-1	0-0	0-0	0-0-0	1	0	1	0	1	2
IU Kokomo	21	2-6	2-5	1-2	0-3-3	0	2	0	0	0	7
IU Northwest	23	6-8	3-5	0-0	0-2-2	2	4	1	0	0	15
W. Illinois	4	0-1	0-1	0-0	0-0-0	0	0	0	0	0	0
at Purdue FW	9	0-1	0-0	2-2	0-0-0	0	1	0	0	0	2
at Morehead St.	8	0-1	0-1	0-0	1-0-1	2	3	0	0	0	0
at N. Kentucky	17	4-6	0-1	3-3	3-0-3	1	0	3	0	0	11
at Wright St.	23	3-5	1-3	1-2	1-1-2	3	3	1	0	1	8
at UIC	14	1-3	0-1	0-0	0-1-1	2	0	1	0	1	2
Cleveland St.	22	3-5	1-2	5-6	1-0-1	1	3	2	0	2	12
Y'town St.	18	3-5	2-4	0-0	0-0-0	2	3	1	0	1	8
at Green Bay											
at Milwaukee											
Oakland											
Det. Mercy											
N. Kentucky											
Wright St.											
UIC											
at Y'town St.											
at Cleveland St.											
Milwaukee											
Green Bay											
at Det. Mercy											
at Oakland											

* denotes starter


CAREER STATS

Season	GP-GS	MIN-Avg	FG	Pct.	3FG	Pct.	FT	Pct.
2015-16*	31-0	282-9.1	15-55	.273	7-26	.269	30-44	.682
2017-18	27-25	635-23.5	40-120	.333	17-49	.347	40-56	.714
2018-19	18-0	281-15.6	32-60	.533	15-36	.417	20-27	.741
TOTALS	45-25	916-20.4	72-180	.400	32-85	.376	60-83	.723

REBOUNDS

Season	O-D-REB-AVG.	PF-DQ	AST	TO	BLK	STL	PTS-PPG
2015-16*	2-22-24-0.8	41-0	36	14	1	7	67-2.2
2017-18	8-35-43-1.6	54-1	81	56	1	12	137-5.1
2018-19	6-15-21-1.2	21-0	27	23	0	9	99-5.5
TOTALS	14-50-64-1.4	75-1	108	79	1	21	236-5.2

*at Toledo | TOTALS only reflect IUPUI totals



BRANDON KENYON

#11

Freshman | Forward/Center
6-10 | 225
Caledonia, Ontario
RISE Prep

Birthdate: February 18, 1999 (age 19)
Major: Criminal Justice

QUICK NOTES

First Canadian-born IUPUI player since 1998-1999 (Shaun Clarke), however Clarke red-shirted his lone season and never appeared in a game for the Jaguars... was a teammate of Duke's R.J. Barrett and Florida guard Andrew Nembhard while playing for the 17U Nike EYBL UPLAY Canada program... is one of 119 Canadians playing Division I basketball this season, 77 of whom are Ontario natives.

CAREER/SEASON HIGHS

CAREER HIGH	CATEGORY	SEASON HIGH
8 vs. IU Kokomo (12/6/18)	PTS	8 vs. IU Kokomo (12/6/18)
4 vs. IU Northwest (12/12/18)	REB	4 vs. IU Northwest (12/12/18)
1 vs. IU Kokomo (12/6/18)	AST	1 vs. IU Kokomo (12/6/18)
3 vs. IU Kokomo (12/6/18)	FG	3 vs. IU Kokomo (12/6/18)
6 vs. IU Kokomo (12/6/18)	FGA	6 vs. IU Kokomo (12/6/18)
---	3FG	---
2 vs. IU Kokomo (12/6/18)	3FGA	2 vs. IU Kokomo (12/6/18)
3 at Xavier (11/6/18)	FT	3 at Xavier (11/6/18)
3 at Xavier (11/6/18)	FTA	3 at Xavier (11/6/18)
1 - 2x	STL	1 - 2x
1 - 2x	BLK	1 - 2x
16 at Xavier (11/6/18)	MIN	16 at Xavier (11/6/18)

GAME-BY-GAME

Opponent	MIN	FG	3FG	FT	O-D-T	PF	A	TO	B	S	PTS
at Xavier	16	2-5	0-1	3-3	0-1-1	5	0	1	0	0	7
E. Illinois	3	0-0	0-0	0-0	0-0-0	0	0	0	1	0	0
at Boston Coll.											
at Richmond											
vs. St. Francis	2	0-1	0-0	1-2	0-2-2	0	0	0	0	1	1
vs. Grambling	1	0-0	0-0	0-0	0-0-0	0	0	0	0	0	0
Bradley											
Ball State											
IU Kokomo	10	3-6	0-2	2-2	0-1-1	1	1	0	1	0	8
IU Northwest	9	1-3	0-0	0-2	2-2-4	0	0	0	0	1	2
W. Illinois											
at Purdue FW											
at Morehead St.											
at N. Kentucky											
at Wright St.											
at UIC											
Cleveland St.	1	0-1	0-1	0-0	0-0-0	0	0	0	0	0	0
Y'town St.											
at Green Bay											
at Milwaukee											
Oakland											
Det. Mercy											
N. Kentucky											
Wright St.											
UIC											
at Y'town St.											
at Cleveland St.											
Milwaukee											
Green Bay											
at Det. Mercy											
at Oakland											

* denotes starter

CAREER STATS

Season	GP-GS	MIN-Avg	FG	Pct.	3FG	Pct.	FT	Pct.
2018-19	7-0	42-6.0	6-16	.375	0-4	.000	6-9	.667
TOTALS	7-0	42-6.0	6-15	.375	0-4	.000	6-9	.667

REBOUNDS

Season	O-D-REB-AVG.	PF-DQ	AST	TO	BLK	STL	PTS-PPG
2018-19	2-6-8-1.1	6-1	1	1	2	2	18-2.6
TOTALS	2-6-8-1.1	6-1	1	1	2	2	18-2.6

PLAYER BIOS



AHMED ISMAIL

#15

Senior | Center
7-1 | 260
Cairo, Egypt
Nakhas Zagazig (Colby C.C./Manhattan)

Birthdate: January 21, 1995 (age 23)
Major: General Studies

QUICK NOTES

Oldest player on the team... tallest player in IUPUI history at 7-foot-1... began his college career at Colby [Kan.] Community College before playing the 2016-17 season at Manhattan where he averaged 3.9 points and 4.9 rebounds per game... one of four Egypt natives playing Division I basketball this season (Omar El-Sheikh/Fairfield, Karim Sameh Azab/Memphis & Ehab Amin/Oregon)... oldest player on the team will turn 24 in January... just the second 7-footer in program history, joining Bill Van Senus (2003-2008).

CAREER/SEASON HIGHS

CAREER HIGH	CATEGORY	SEASON HIGH
17 vs. Western Illinois (12/15/18)	PTS	17 vs. Western Illinois (12/15/18)
10 vs. Grambling (11/24/18)	REB	10 vs. Grambling (11/24/18)
3 - 2x	AST	3 - 2x
6 - 2x	FG	6 - 2x
9 vs. Grambling (11/24/18)	FGA	9 vs. Grambling (11/24/18)
1 vs. Western Illinois (12/15/18)	3FG	1 vs. Western Illinois (12/15/18)
1 - 2x	3FGA	1 - 2x
6 vs. Western Illinois (12/15/18)	FT	6 vs. Western Illinois (12/15/18)
8 vs. Western Illinois (12/15/18)	FTA	8 vs. Western Illinois (12/15/18)
1 - 2x	STL	1 - 2x
2 vs. Bradley (11/28/18)	BLK	2 vs. Bradley (11/28/18)
26 vs. Grambling (11/24/18)	MIN	26 vs. Grambling (11/24/18)

GAME-BY-GAME

Opponent	MIN	FG	3FG	FT	O-D-T	PF	A	TO	B	S	PTS
at Xavier*	18	0-0	0-0	3-4	1-5-6	4	0	2	0	0	3
E. Illinois	5	0-2	0-0	1-2	2-2-4	4	0	1	1	0	1
at Boston Coll.	7	0-1	0-0	0-0	0-0-0	5	1	1	0	0	0
at Richmond	12	0-1	0-0	1-2	0-2-2	2	0	3	0	0	1
vs. St. Francis	15	2-4	0-0	1-2	1-2-3	2	1	2	1	0	5
vs. Grambling	26	6-9	0-0	4-4	4-6-10	4	3	1	0	0	16
Bradley	22	5-7	0-0	3-5	0-5-5	3	1	0	2	1	13
Ball State	12	2-2	0-0	3-4	1-1-2	5	0	4	0	0	7
IU Kokomo	13	5-8	0-0	4-5	1-7-8	0	0	2	0	0	14
IU Northwest	14	3-5	0-0	3-6	1-2-3	2	0	3	1	0	9
W. Illinois	17	5-7	1-1	6-8	3-6-9	3	2	1	1	0	17
at Purdue FW	21	0-2	0-0	0-0	0-5-5	4	0	1	1	0	0
at Morehead St.	18	1-3	0-0	2-3	2-4-6	2	0	2	0	0	4
at N. Kentucky	25	5-7	0-0	1-3	1-4-5	4	0	1	0	0	11
at Wright St.	16	3-5	0-1	4-5	2-1-3	1	0	4	0	0	10
at UIC	14	0-3	0-0	1-2	3-3-6	2	0	0	1	0	1
Cleveland St.	20	6-7	0-0	1-3	2-3-5	1	3	1	1	1	13
Y'town St.	14	3-8	0-0	3-4	4-3-7	0	1	0	0	0	9
at Green Bay											
at Milwaukee											
Oakland											
Det. Mercy											
N. Kentucky											
Wright St.											
UIC											
at Y'town St.											
at Cleveland St.											
Milwaukee											
Green Bay											
at Det. Mercy											
at Oakland											

* denotes starter

CAREER STATS

Season	GP-GS	MIN-Avg	FG	Pct.	3FG	Pct.	FT	Pct.
2016-17*	30-19	483-16.1	42-82	.512	1-4	.250	32-52	.615
2018-19	18-1	289-16.1	46-81	.568	1-2	.500	41-62	.661
TOTALS	18-1	289-16.1	46-81	.568	1-2	.500	41-62	.661

REBOUNDS

Season	O-D-REB-AVG.	PF-DQ	AST	TO	BLK	STL	PTS-PPG
2016-17*	49-95-144-4.8	99-7	8	47	32	7	117-3.9
2018-19	28-61-89-4.9	48-2	12	29	9	2	134-7.4
TOTALS	28-61-89-4.9	48-2	12	29	9	2	134-7.4

*at Manhattan | TOTALS only reflect IUPUI totals



D.J. McCALL

#22

Senior | Guard
6-6 | 190
Fort Wayne, Ind.
Concordia Lutheran

Birthdate: October 23, 1995 (age 23)
Major: Masters in Applied Data Science

QUICK NOTES

Completed his undergraduate work in Informatics in three years and is now pursuing his Master's degree in Applied Data Science/Sports Analytics... mentors high school students in the Informatics Diversity-Enhanced Workforce (iDEW) program... voted Academic All-Horizon League as a junior... named to the Niagara Regional All-Tournament Team of the Fort Myers Tip-Off earlier this season... was an Indiana All-Star at the close of his high school career... helped his high school team to a Class 3A state runner-up finish in 2013.

CAREER/SEASON HIGHS

CAREER HIGH	CATEGORY	SEASON HIGH
25 at Western Illinois (11/28/17)	PTS	14 vs. Youngstown State (1/12/19)
13 at Ball State (12/3/16)	REB	10 vs. IU Kokomo (12/6/18)
7 vs. Marian (12/28/16)	AST	5 - 3x
9 at Western Illinois (11/28/17)	FG	6 vs. Cleveland State (1/10/19)
20 at Western Illinois (11/28/17)	FGA	12 vs. Youngstown State (1/12/19)
3 - 3x	3FG	1 - 3x
7 at Western Illinois (11/28/17)	3FGA	2 - 2x
9 vs. Wright State (2/23/18)	FT	4 vs. Youngstown State (1/12/19)
11 vs. Wright State (2/23/18)	FTA	5 vs. Youngstown State (1/12/19)
4 - 4x	STL	4 vs. Ball State (12/1/18)
2 vs. Detroit Mercy (1/16/18)	BLK	1 - 5x
38 at North Dakota State (2/19/15)	MIN	33 at UIC (1/4/19)

GAME-BY-GAME

Opponent	MIN	FG	3FG	FT	O-D-T	PF	A	TO	B	S	PTS
at Xavier*	32	2-8	0-1	0-2	4-1-5	1	5	0	0	0	4
E. Illinois*	31	0-5	0-1	0-0	3-4-7	2	5	2	0	1	0
at Boston Coll.*	28	0-3	0-0	0-0	4-3-7	2	1	4	0	0	0
at Richmond*	30	5-6	0-0	1-2	2-4-6	4	1	2	0	1	11
vs. St. Francis*	32	5-8	0-0	2-2	1-1-2	1	1	1	0	3	12
vs. Grambling*	25	3-5	1-2	2-3	2-1-3	0	2	0	0	0	9
Bradley*	26	1-3	0-0	3-4	2-4-6	4	3	3	0	0	5
Ball State*	28	2-10	0-1	0-0	0-4-4	2	1	1	1	4	4
IU Kokomo*	23	3-4	1-1	2-3	3-7-10	2	5	3	1	1	9
IU Northwest*	21	3-4	0-0	3-3	0-4-4	1	2	5	0	1	9
W. Illinois*	29	1-4	0-2	0-2	2-5-7	3	2	0	1	0	2
at Purdue FW*	28	2-4	0-0	0-0	1-2-3	2	2	2	0	3	4
at Morehead St.*	25	2-6	0-1	0-1	0-3-3	1	3	1	0	2	4
at N. Kentucky*	20	1-4	0-0	0-0	2-4-6	2	1	1	1	1	2
at Wright St.*	31	1-2	0-0	0-0	1-7-8	3	2	2	0	0	2
at UIC*	33	2-6	0-0	3-4	2-3-5	2	0	3	0	1	7
Cleveland St.*	17	6-8	1-1	0-0	1-3-4	3	2	3	0	0	13
Y'town St.*	31	5-12	0-1	4-5	2-4-6	0	1	1	1	1	14
at Green Bay											
at Milwaukee											
Oakland											
Det. Mercy											
N. Kentucky											
Wright St.											
UIC											
at Y'town St.											
at Cleveland St.											
Milwaukee											
Green Bay											
at Det. Mercy											
at Oakland											

* denotes starter


CAREER STATS

Season	GP-GS	MIN-Avg	FG	Pct.	3FG	Pct.	FT	Pct.
2014-15	31-15	664-21.4	52-124	.419	6-19	.316	39-61	.639
2016-17	32-22	678-21.2	51-120	.425	5-18	.278	45-77	.584
2017-18	29-27	799-27.6	70-173	.405	10-40	.250	53-74	.716
2018-19	18-18	490-27.2	44-102	.431	3-11	.273	20-31	.645
TOTALS	110-82	2631-23.9	217-519	.418	24-88	.273	157-243	.646

REBOUNDS

Season	O-D-REB-AVG.	PF-DQ	AST	TO	BLK	STL	PTS-PPG
2015-16	31-58-89-2.9	49-1	38	55	1	19	149-4.8
2016-17	66-95-161-5.0	71-0	48	41	8	22	152-4.8
2017-18	48-73-121-4.2	67-2	57	41	11	43	203-7.0
2018-19	32-64-96-5.3	35-0	39	34	5	19	111-6.2
TOTALS	177-290-467-4.2	222-3	182	171	25	103	615-5.6

PLAYER BIOS



GRANT WEATHERFORD #23

Sophomore | Guard
6-2 | 185
Cicero, Ind.
Hamilton Heights (Purdue/Midland J.C.)

Birthdate: August 7, 1996 (age 22)
Major: General Studies

QUICK NOTES

Began his college career by redshirting in 2015-16 at Purdue before transferring to Midland [Tex.] College for the 2016-17 season... was granted a clock extension in December 2018, effectively, making him a sophomore... comes from a family filled with athletes as brother Sterling is a redshirt freshman DB on the Miami (Ohio) football team, older sister Dakota played basketball at Evansville & Louisville and oldest brother Austin played basketball at Rose Hulman... also garnered D1 football interest as a WR (155 catches, 60 TDs in high school).

CAREER/SEASON HIGHS

CAREER HIGH	CATEGORY	SEASON HIGH
20 at Purdue Fort Wayne (12/18/18)	PTS	20 at Purdue Fort Wayne (12/18/18)
7 at Morehead State (12/21/18)	REB	7 at Morehead State (12/21/18)
6 vs. IU Northwest (12/12/18)	AST	6 vs. IU Northwest (12/12/18)
6 at Purdue Fort Wayne (12/18/18)	FG	6 at Purdue Fort Wayne (12/18/18)
10 - 2x	FGA	10 - 2x
1 - 5x	3FG	1 - 5x
2 - 3x	3FGA	2 - 3x
7 - 2x	FT	7 - 2x
8 vs. Western Illinois (12/15/18)	FTA	8 vs. Western Illinois (12/15/18)
3 - 2x	STL	3 - 2x
1 vs. Western Illinois (12/15/18)	BLK	1 vs. Western Illinois (12/15/18)
35 at Wright State (12/30/18)	MIN	35 at Wright State (12/30/18)

GAME-BY-GAME

Opponent	MIN	FG	3FG	FT	O-D-T	PF	A	TO	B	S	PTS
at Xavier*	26	3-7	0-1	2-2	0-2-2	3	1	3	0	1	8
E. Illinois*	25	5-5	1-1	3-4	0-1-1	5	4	4	0	0	14
at Boston Coll.*	30	1-4	0-1	2-3	0-3-3	3	3	2	0	1	4
at Richmond*	23	3-4	0-0	0-0	2-1-3	1	3	0	0	1	6
vs. St. Francis*	16	0-1	0-0	0-0	0-2-2	1	0	3	0	3	0
vs. Grambling*	30	2-2	0-0	2-2	1-1-2	4	5	1	0	2	6
Bradley*	33	2-4	0-1	4-7	0-2-2	3	2	1	0	2	8
Ball State*	28	2-3	1-1	4-6	2-3-5	3	0	1	0	0	9
IU Kokomo*	22	1-2	0-0	0-0	1-2-3	2	5	0	0	1	2
IU Northwest*	19	1-2	0-0	0-0	0-3-3	1	6	0	0	2	2
W. Illinois*	29	3-6	0-0	7-8	0-1-1	3	4	0	1	0	13
at Purdue FW*	31	6-10	1-2	7-7	1-5-6	3	3	1	0	2	20
at Morehead St.*	27	2-7	0-0	0-2	2-5-7	3	1	0	0	0	4
at N. Kentucky*	33	4-10	0-2	2-3	0-1-1	3	3	1	0	1	10
at Wright St.*	35	2-6	1-2	2-2	0-1-1	5	0	1	0	3	7
at UIC*	26	0-2	0-0	0-0	1-1-2	3	5	3	0	2	0
Cleveland St.*	21	1-2	1-1	0-0	2-1-3	5	2	4	0	1	3
Y'town St.*	30	3-3	0-0	5-6	3-3-6	4	3	4	0	1	11
at Green Bay											
at Milwaukee											
Oakland											
Det. Mercy											
N. Kentucky											
Wright St.											
UIC											
at Y'town St.											
at Cleveland St.											
Milwaukee											
Green Bay											
at Det. Mercy											
at Oakland											


* denotes starter

CAREER STATS

Season	GP-GS	MIN-Avg	FG	Pct.	3FG	Pct.	FT	Pct.
2018-19	18-18	484-26.9	41-80	.513	5-12	.417	40-52	.769
TOTALS	18-18	484-26.9	41-80	.513	5-12	.417	40-52	.769

REBOUNDS

Season	O-D-REB-AVG.	PF-DQ	AST	TO	BLK	STL	PTS-PPG
2018-19	15-38-53-2.9	55-3	50	29	1	23	127-7.1
TOTALS	15-38-53-2.9	55-3	50	29	1	23	127-7.1



EVAN HALL #24

Senior | Forward
6-7 | 230
Hindman, Ky.
Knott County Central

Birthdate: August 10, 1996 (age 22)
Major: Organizational Leadership & Supervision

QUICK NOTES

High school teammate of Camron Justice while at Knott County Central... made his lone career three in his collegiate debut, helping seal a road win at Indiana State (Nov. 13, 2015)... became the 15th in school history to collect 500 career rebounds, doing so at UIC on Jan. 4... is the fourth player in the program's Division I history to grab 200 offensive rebounds, joining a group that includes Don Carlisle, Brandon Cole and Jon Avery... won a national championship on the AAU circuit in 2014 with The Ville.

CAREER/SEASON HIGHS

CAREER HIGH	CATEGORY	SEASON HIGH
21 vs. Omaha (1/11/17)	PTS	18 at Boston College (11/14/18)
12 vs. Oakland (2/19/18)	REB	10 at Boston College (11/14/18)
5 vs. Ball State (12/1/18)	AST	5 vs. Ball State (12/1/18)
10 at Milwaukee (2/16/18)	FG	8 at Boston College (11/14/18)
16 at Boston College (11/14/18)	FGA	16 at Boston College (11/14/18)
1 at Indiana State (11/13/15)	3FG	---
1 at Indiana State (11/13/15)	3FGA	---
8 vs. Urbana (12/12/16)	FT	3 at Richmond (11/16/18)
9 - 2x	FTA	7 vs. Western Illinois (12/15/18)
4 vs. Ball State (12/1/18)	STL	4 vs. Ball State (12/1/18)
4 at Milwaukee (2/16/18)	BLK	3 - twice
33 - 2x	MIN	33 at Boston College (11/14/18)

GAME-BY-GAME

Opponent	MIN	FG	3FG	FT	O-D-T	PF	A	TO	B	S	PTS
at Xavier											
E. Illinois*	26	3-5	0-0	0-0	1-1-2	3	1	2	0	1	6
at Boston Coll.*	33	8-16	0-0	2-6	6-4-10	2	0	2	2	1	18
at Richmond*	27	5-7	0-0	3-6	2-3-5	2	2	3	2	0	13
vs. St. Francis*	23	7-9	0-0	1-4	0-8-8	2	1	5	1	0	15
vs. Grambling*	15	3-10	0-0	0-1	1-3-4	5	1	2	0	0	6
Bradley*	17	4-6	0-0	1-5	1-3-4	4	0	0	2	0	9
Ball State*	27	3-8	0-0	0-3	1-1-2	4	5	4	0	4	6
IU Kokomo*	17	3-8	0-0	1-2	4-2-6	3	0	1	2	0	7
IU Northwest*	17	4-6	0-0	0-2	3-3-6	3	1	3	3	0	8
W. Illinois*	23	4-8	0-0	2-7	2-3-5	2	0	2	1	1	10
at Purdue FW*	16	1-9	0-0	1-4	4-1-5	1	1	2	1	1	3
at Morehead St.*	15	4-9	0-0	1-2	4-4-8	4	1	2	1	0	9
at N. Kentucky*	15	3-6	0-0	0-0	0-3-3	5	0	2	0	1	6
at Wright St.*	24	6-11	0-0	1-2	2-2-4	4	0	1	0	0	13
at UIC*	26	4-12	0-0	1-2	2-3-5	3	4	3	0	1	9
Cleveland St.*	21	5-6	0-0	0-4	2-5-7	4	2	1	0	0	10
Y'town St.*	17	3-4	0-0	0-0	1-3-4	2	0	0	3	0	6
at Green Bay											
at Milwaukee											
Oakland											
Det. Mercy											
N. Kentucky											
Wright St.											
UIC											
at Y'town St.											
at Cleveland St.											
Milwaukee											
Green Bay											
at Det. Mercy											
at Oakland											

* denotes starter

CAREER STATS

Season	GP-GS	MIN-Avg	FG	Pct.	3FG	Pct.	FT	Pct.
2015-16	23-11	383-16.7	50-97	.515	1-1	1.000	19-47	.404
2016-17	30-23	596-19.9	96-163	.589	0-0	.000	35-89	.393
2017-18	29-29	655-22.6	97-215	.451	0-0	.000	30-102	.294
2018-19	17-17	359-21.1	70-140	.500	0-0	.000	14-50	.280
TOTALS	99-80	1993-20.1	313-615	.509	1-1	1.000	98-288	.340

REBOUNDS

Season	O-D-REB-AVG.	PF-DQ	AST	TO	BLK	STL	PTS-PPG
2015-16	41-50-91-4.0	67-4	14	17	7	10	120-5.2
2016-17	73-83-156-5.2	83-1	14	40	24	16	227-7.6
2017-18	74-104-178-6.1	79-1	20	54	25	21	224-7.7
2018-19	36-52-88-5.2	53-2	19	35	18	10	154-9.1
TOTALS	224-289-513-5.2	282-8	67	146	74	57	725-7.3

PLAYER BIOS



TREVOR JOHNSON #25

Junior | Guard
6-2 | 170
Flagstaff, Ariz.
Flagstaff (Mesa C.C.)

Birthdate: December 25, 1995 (age 22)
Major: General Studies

QUICK NOTES

Joined the IUPUI program at the start of the spring semester in 2018 but wasn't eligible until the start of the 2018-19 season... was one of the top prep players in Arizona at Flagstaff High School, averaging 20 points, six assists, five boards and three steals per game in earning the state's Division II, Section One Player of the Year Award... started the Jaguars' exhibition game against Central State as D.J. McCall was sidelined due to a stomach ailment.

CAREER/SEASON HIGHS

CAREER HIGH	CATEGORY	SEASON HIGH
2 vs. IU Northwest (12/12/18)	PTS	2 vs. IU Northwest (12/12/18)
6 vs. IU Northwest (12/12/18)	REB	6 vs. IU Northwest (12/12/18)
3 vs. IU Northwest (12/12/18)	AST	3 vs. IU Northwest (12/12/18)
1 vs. IU Northwest (12/12/18)	FG	1 vs. IU Northwest (12/12/18)
2 - 2x	FGA	2 - 2x
---	3FG	---
1 - 2x	3FGA	1 - 2x
---	FT	---
---	FTA	---
---	STL	---
1 vs. IU Kokomo (12/6/18)	BLK	1 vs. IU Kokomo (12/6/18)
11 vs. IU Kokomo (12/6/18)	MIN	11 vs. IU Kokomo (12/6/18)

GAME-BY-GAME

Opponent	MIN	FG	3FG	FT	O-D-T	PF	A	TO	B	S	PTS
at Xavier					DID NOT PLAY						
E. Illinois					DID NOT PLAY						
at Boston Coll.					DID NOT PLAY						
at Richmond					DID NOT PLAY						
vs. St. Francis					DID NOT PLAY						
vs. Grambling	1	0-0	0-0	0-0	0-0-0	0	0	0	0	0	0
Bradley					DID NOT PLAY						
Ball State	1	0-0	0-0	0-0	0-0-0	0	0	0	0	0	0
IU Kokomo	11	0-2	0-1	0-0	0-1-1	0	1	0	1	0	0
IU Northwest	10	1-2	0-1	0-0	0-6-6	2	3	2	0	0	2
W. Illinois					DID NOT PLAY						
at Purdue FW					DID NOT PLAY						
at Morehead St.					DID NOT PLAY						
at N. Kentucky	1	0-0	0-0	0-0	0-0-0	0	0	0	0	0	0
at Wright St.					DID NOT PLAY						
at UIC					DID NOT PLAY						
Cleveland St.	2	0-1	0-0	0-0	0-0-0	0	0	1	0	0	0
Y'town St.					DID NOT PLAY						
at Green Bay											
at Milwaukee											
Oakland											
Det. Mercy											
N. Kentucky											
Wright St.											
UIC											
at Y'town St.											
at Cleveland St.											
Milwaukee											
Green Bay											
at Det. Mercy											
at Oakland											

* denotes starter

CAREER STATS

Season	GP-GS	MIN-Avg	FG	Pct.	3FG	Pct.	FT	Pct.
2018-19	6-0	26-4.3	1-5	.200	0-2	.000	0-0	.000
TOTALS	6-0	26-4.3	1-5	.200	0-2	.000	0-0	.000

REBOUNDS

Season	O-D-REB-AVG.	PF-DQ	AST	TO	BLK	STL	PTS-PPG
2018-19	0-7-1.2	2-0	4	3	1	0	2-0.3
TOTALS	0-7-1.2	2-0	4	3	1	0	2-0.3



ELYJAH GOSS #32

Sophomore | Forward
6-7 | 195
Bolingbrook, Ill.
Plainfield East

Birthdate: April 28, 1998 (age 20)
Major: Sports Management

QUICK NOTES

Late bloomer redshirted his first season at IUPUI and has taken over a starting role as a sophomore... early indications show that he'll be an elite rebounder in his second full season... was an honorable mention All-State selection as a senior at Plainfield (Ill.) East High School after racking up 16 double-doubles and shooting a school record 56 percent from the floor... is the only player in Plainfield East history to average a double-double for a full season.

CAREER/SEASON HIGHS

CAREER HIGH	CATEGORY	SEASON HIGH
16 vs. Cleveland State (1/10/19)	PTS	16 vs. Cleveland State (1/10/19)
13 vs. Cleveland State (1/10/19)	REB	13 vs. Cleveland State (1/10/19)
3 - 2x	AST	3 vs. Cleveland State (1/10/19)
6 - 2x	FG	6 - 2x
9 - 2x	FGA	9 - 2x
2 at Boston College (11/14/18)	3FG	2 at Boston College (11/14/18)
3 vs. Eastern Illinois (11/10/18)	3FGA	3 vs. Eastern Illinois (11/10/18)
6 vs. Cleveland State (1/10/19)	FT	6 vs. Cleveland State (1/10/19)
8 at Morehead State (12/21/18)	FTA	8 at Morehead State (12/21/18)
2 - 5x	STL	2 - 5x
3 vs. Anderson (11/13/17)	BLK	2 - 5x
33 - twice	MIN	33 - twice

GAME-BY-GAME

Opponent	MIN	FG	3FG	FT	O-D-T	PF	A	TO	B	S	PTS
at Xavier*	26	2-5	0-1	0-2	2-6-8	0	0	1	2	1	4
E. Illinois*	27	3-7	1-3	3-4	3-7-10	1	1	1	2	1	10
at Boston Coll.*	28	3-5	2-2	1-1	3-7-10	3	0	1	0	0	9
at Richmond*	21	3-7	1-2	1-2	0-6-6	2	1	1	2	2	8
vs. St. Francis*	26	1-4	0-1	3-4	1-10-11	2	1	1	0	0	5
vs. Grambling*	22	2-6	0-2	1-2	2-4-6	4	1	1	1	1	5
Bradley*	26	6-7	0-0	0-0	3-3-6	3	2	0	0	1	12
Ball State*	26	2-4	0-1	0-0	0-6-6	0	1	1	0	1	4
IU Kokomo*	18	4-6	0-0	5-5	1-2-3	3	0	1	2	0	13
IU Northwest*	18	4-4	0-0	1-1	0-3-3	2	0	1	0	1	9
W. Illinois*	30	6-9	1-1	0-0	2-8-10	0	1	0	2	0	13
at Purdue FW*	21	1-3	0-0	0-0	2-4-6	1	2	0	0	0	2
at Morehead St.*	33	3-6	0-1	5-8	6-3-9	0	0	0	2	1	11
at N. Kentucky*	17	2-3	0-0	2-4	0-2-2	2	2	0	1	1	6
at Wright St.*	17	1-3	0-0	0-0	2-5-7	1	1	2	0	0	2
at UIC*	33	2-4	0-0	1-2	2-9-11	3	1	2	1	1	5
Cleveland St.*	27	5-9	0-1	6-6	5-8-13	3	3	1	1	2	16
Y'town St.*	27	2-5	0-0	2-2	1-3-4	3	0	1	1	1	6
at Green Bay											
at Milwaukee											
Oakland											
Det. Mercy											
N. Kentucky											
Wright St.											
UIC											
at Y'town St.											
at Cleveland St.											
Milwaukee											
Green Bay											
at Det. Mercy											
at Oakland											

* denotes starter


CAREER STATS

Season	GP-GS	MIN-Avg	FG	Pct.	3FG	Pct.	FT	Pct.
2017-18	30-0	414-13.8	41-93	.441	4-13	.308	22-29	.759
2018-19	18-18	443-24.6	52-97	.536	5-15	.333	31-43	.721
TOTALS	48-18	857-17.9	93-190	.489	9-28	.321	53-72	.736

REBOUNDS

Season	O-D-REB-AVG.	PF-DQ	AST	TO	BLK	STL	PTS-PPG
2017-18	38-68-106-3.5	46-0	12	20	11	12	108-3.6
2018-19	35-94-129-7.2	32-0	18	15	15	14	140-7.8
TOTALS	73-162-235-4.9	78-0	30	35	26	26	248-5.2

PLAYER BIOS



DANIEL ALSTON

#55

Freshman | Guard
6-0 | 175
Champaign, Ill.
Judah Christian

Birthdate: May 5, 2000 (age 18)
Major: Sports Management

QUICK NOTES

IUPUI's youngest player... non-scholarship addition was a two-year letterwinner at Judah Christian (Ill.) High School and averaged 17.4 points, 6.3 rebounds and 3.2 assists per game as a senior... first IUPUI player to wear No. 55 since 2012 when Christian Siakam donned the number... is just the third player in the program's Division I history to wear No. 55, joining Siakam and Herbert Lambert.

CAREER/SEASON HIGHS

CAREER HIGH	CATEGORY	SEASON HIGH
2 vs. IU Northwest (12/12/18)	PTS	2 vs. IU Northwest (12/12/18)
1 vs. Cleveland State (1/10/19)	REB	1 vs. Cleveland State (1/10/19)
---	AST	---
1 vs. IU Northwest (12/12/18)	FG	1 vs. IU Northwest (12/12/18)
2 vs. IU Northwest (12/12/18)	FGA	2 vs. IU Northwest (12/12/18)
---	3FG	---
1 vs. IU Northwest (12/12/18)	3FGA	1 vs. IU Northwest (12/12/18)
---	FT	---
---	FTA	---
---	STL	---
---	BLK	---
3 - 2x	MIN	3 - 2x

GAME-BY-GAME

Opponent	MIN	FG	3FG	FT	O-D-T	PF	A	TO	B	S	PTS
at Xavier					DID NOT PLAY						
E. Illinois					DID NOT PLAY						
at Boston Coll.					DID NOT PLAY						
at Richmond					DID NOT PLAY						
vs. St. Francis	1	0-0	0-0	0-0	0-0-0	0	0	0	0	0	0
vs. Grambling					DID NOT PLAY						
Bradley					DID NOT PLAY						
Ball State					DID NOT PLAY						
IU Kokomo	3	0-0	0-0	0-0	0-0-0	0	0	1	0	0	0
IU Northwest	3	1-2	0-1	0-0	0-0-0	0	0	0	0	0	2
W. Illinois					DID NOT PLAY						
at Purdue FW					DID NOT PLAY						
at Morehead St.					DID NOT PLAY						
at N. Kentucky					DID NOT PLAY						
at Wright St.					DID NOT PLAY						
at UIC					DID NOT PLAY						
Cleveland St.	1	0-0	0-0	0-0	0-1-1	0	0	1	0	0	0
Y'town St.					DID NOT PLAY						
at Green Bay											
at Milwaukee											
Oakland											
Det. Mercy											
N. Kentucky											
Wright St.											
UIC											
at Y'town St.											
at Cleveland St.											
Milwaukee											
Green Bay											
at Det. Mercy											
at Oakland											

* denotes starter

CAREER STATS

Season	GP-GS	MIN-Avg	FG	Pct.	3FG	Pct.	FT	Pct.
2018-19	4-0	8-2.0	1-2	.500	0-1	.000	0-0	.000
TOTALS	4-0	8-2.0	1-2	.000	0-1	.000	0-0	.000

REBOUNDS

Season	O-D-REB-AVG.	PF-DQ	AST	TO	BLK	STL	PTS-PPG
2018-19	0-1-1-0.3	0-0	0	2	0	0	2-0.5
TOTALS	0-1-1-0.3	0-0	0	2	0	0	2-0.5

2018-2019 REDSHIRTS (DIVISION I TRANSFERS)



MARCUS BURK

#14

Junior | Guard
6-3 | 205
Indianapolis, Ind.
Franklin Central (Campbell)

Birthdate: September 27, 1997 (age 21)
Major: General Studies

QUICK NOTES

Will have two years of eligibility remaining after coming to IUPUI from Campbell... averaged 15.1 points per game as a sophomore while draining 91 3's... made 158 3's in his two seasons for the Camels at a 41 percent clip... was named to the Indianapolis Star Super Team after his senior year at Franklin Central saw him average 25.3 points and 5.7 rebounds a game.

CAREER STATS

Season	GP-GS	MIN-Avg	FG	Pct.	3FG	Pct.	FT	Pct.
2016-17*	36-12	754-20.9	96-224	.429	67-167	.401	29-37	.784
2017-18*	32-31	1013-31.7	171-345	.496	91-221	.412	51-60	.850
TOTALS*	68-43	1767-26.0	267-569	.469	158-388	.407	80-97	.825

REBOUNDS

Season	O-D-REB-AVG.	PF-DQ	AST	TO	BLK	STL	PTS-PPG
2016-17*	9-78-87-2.4	51-0	28	25	3	17	288-8.0
2017-18*	19-97-116-3.6	56-1	38	43	8	40	484-15.1
TOTALS*	28-175-203-3.0	107-1	66	68	11	57	772-11.4

*at Campbell



JAMIL JACKSON

#1

Junior | Guard/Forward
6-6 | 190
Minneapolis, Minn.
Minneapolis North (Williston St./Southern Utah)

Birthdate: March 5, 1998 (age 20)
Major: Informatics

QUICK NOTES

Will have at least two years of eligibility remaining beginning next season... was limited to five games as a sophomore at Southern Utah, where he averaged 2.8 points per game before being shutdown due to injury... played at Williston State [N.D.] College as a freshman, earning honorable mention All-America honors after leading the team in scoring (16.3 ppg) and rebounding (6.4 rpg) and shooting 48 percent overall and 41 percent from deep.

CAREER STATS

Season	GP-GS	MIN-Avg	FG	Pct.	3FG	Pct.	FT	Pct.
2017-18*	5-0	71-14.2	6-14	.429	0-3	.000	2-2	1.000
TOTALS*	5-0	71-14.2	6-14	.429	0-3	.000	2-2	1.000

REBOUNDS

Season	O-D-REB-AVG.	PF-DQ	AST	TO	BLK	STL	PTS-PPG
2017-18*	1-1-2-0.4	9-1	5	3	1	2	14-2.8
TOTALS*	1-1-2-0.4	9-1	5	3	1	2	14-2.8

*at Southern Utah

TEAM IMPACT - CAYDEN BARINGER



CAYDEN BARINGER

Nickname: Cay Jax
Dream Vacation Destination: China
Favorite Movie: Matilda
Favorite Food: Cereal
Favorite Athlete: Steph Curry
Super Power You'd Love to Have: Read Minds

QUICK NOTES

Through a partnership with Team IMPACT, 9-year old **Cayden Baringer** signed with the IUPUI basketball team on Dec. 19, 2018 at a ceremony at the IUPUI Athletics Offices. Baringer, a Carmel-native, was diagnosed with Leukodystrophy in 2017.

Leukodystrophies are a group of rare, progressive, metabolic, genetic diseases that affect the brain, spinal cord and often the peripheral nerves. Each type of leukodystrophy is caused by a specific gene abnormality that leads to abnormal development or destruction of the white matter (myelin sheath) of the brain.

Cayden, his mother Cara, and brothers Liam and Lucas, will be frequent guests to IUPUI games, practices and team events now that he's officially signed with the program.

CHART WATCHING

Career Rebounds

	Name	Reb.	Year(s)
1.)	Don Carlisle	769	1997-01
2.)	Brandon Cole	703	2002-06
	Jesse Bingham	703	1985-89
4.)	Charles Price	688	1997-02
5.)	Alex Young	668	2008-12
6.)	Tony Long	639	1987-91
7.)	Billy Pettiford	632	2006-10
8.)	Eric McKay	623	1982-85
9.)	Marcellus Barksdale	593	2011-16
10.)	Dale Taylor	580	1975-77
11.)	Troy Fitts	568	1975-77
12.)	George Hill	547	2004-08
13.)	Jon Avery	544	2006-10
14.)	Jeff Roach	535	1985-88
15.)	Evan Hall	513	2015-pres.
16.)	Donovan Gibbs	482	2010-14
---	D.J. McCall	467	2014-pres.

Career Blocked Shots

	Name	Blk.	Year(s)
1.)	Charles Price	165	1997-02
2.)	David Dickey	118	1994-98
3.)	Robert Glenn	100	2008-10
4.)	Alex Young	89	2008-12
5.)	Mitch Patton	88	2010-14
6.)	Billy Pettiford	83	2006-10
7.)	Jon Avery	82	2006-10
8.)	Evan Hall	74	2015-pres.
9.)	Angelo Smith	71	2005-07
10.)	Marcellus Barksdale	66	2011-16
11.)	James Booyer	64	2003-05
	Don Carlisle	64	1997-01
	Anthony Winburn	64	1995-97

LAST FOUR BOX SCORES

GAME #15 • WRIGHT STATE 72, IUPUI 64 (DAYTON, OHIO)

IUPUI 64 • 8-7, 0-2 HL

#	Player		Total		3-Ptr		Rebounds			PF	TP	A TO Blk Stl				Min
			FG-FGA	FG-FGA	FT-FTA	Off	Def	Tot								
24	HALL, Evan	f	6-11	0-0	1-2	2	2	4	4	13	0	1	0	0	24	
32	GOSS, Elyjah	f	1-3	0-0	0-0	2	5	7	1	2	1	2	0	0	17	
05	JUSTICE, Camron	g	5-15	0-7	7-9	0	7	7	4	17	2	3	0	0	36	
22	McCALL, D.J.	g	1-2	0-0	0-0	1	7	8	3	2	2	2	0	0	31	
23	WEATHERFORD, Grant	g	2-6	1-2	2-2	0	1	1	5	7	0	1	0	3	35	
00	MINNETT, Jaylen		1-5	1-4	0-0	1	0	1	1	3	0	0	0	0	11	
04	HANSEN, Jack		0-1	0-1	2-2	1	0	1	2	2	1	0	0	0	7	
10	ROGERS, Nick		3-5	1-3	1-2	1	1	2	3	8	3	1	0	1	23	
15	ISMAL, Ahmed		3-5	0-1	4-5	2	1	3	1	10	0	4	0	0	16	
	Team					2	2	4								
Totals			22-53	3-18	17-22	12	26	38	24	64	9	14	0	4	200	
FG % 1st Half: 10-26 38.5%			2nd half: 12-27 44.4%			Game: 22-53 41.5%			Deadball Rebounds 4							
3FG % 1st Half: 2-10 20.0%			2nd half: 1-8 12.5%			Game: 3-18 16.7%										
FT % 1st Half: 10-12 83.3%			2nd half: 7-10 70.0%			Game: 17-22 77.3%										

Wright State 72 • 7-8, 1-1 HL

#	Player		Total		3-Ptr		Rebounds			PF	TP					Min
			FG-FTA	FG-FGA	FT-FTA	Off	Def	Tot	A			TO	Blk	Stl		
22	ERNSTHAUSEN, Parker	f	0-2	0-1	0-0	2	2	4	3	0	5	1	1	2	27	
11	LOVE, Loudon	c	5-12	0-0	0-1	1	4	5	3	10	1	2	0	0	19	
03	HUGHES, Mark	g	3-4	1-1	3-6	0	0	0	4	10	2	0	1	0	26	
04	VEST, Alan	g	3-3	0-0	0-0	0	3	3	0	6	3	1	1	0	35	
31	GENTRY, Cole	g	4-12	2-5	10-10	0	2	2	1	20	3	1	0	1	36	
01	WAMPLER, Bill		7-14	3-7	5-5	1	3	4	2	22	2	1	0	0	31	
05	POTTER, Skylar		2-7	0-2	0-1	2	5	7	1	4	1	1	0	0	22	
13	SMITH, Malachi		0-0	0-0	0-0	1	1	2	0	0	0	1	0	0	4	
	Team					1	0	1								
Totals			24-54	6-16	18-23	8	20	28	14	72	17	8	3	3	200	
FG % 1st Half: 13-29			44.8%	2nd half: 11-25		44.0%	Game: 24-54			44.4%						Deadball Rebounds 1
3FG % 1st Half: 4-9			44.4%	2nd half: 2-7		28.6%	Game: 6-16			37.5%						
FT % 1st Half: 5-5			100.0	2nd half: 13-18		72.2%	Game: 18-23			78.3%						

Officials: Bo Boroski, Michael Griffin, Andy O'Brien
 Technical fouls: IUPUI-WEATHERFORD, Grant. Wright State-None.
 Attendance: 3795

Score by periods	1st	2nd	Total
IUPUI	32	32	64
Wright State	35	37	72

Last FG - IUPUI 2nd-00:03, WSU 2nd-02:55.
 Largest lead - IUPUI by 4 1st-19:12, WSU by 13 2nd-01:27.
 IUPUI led for 01:38. WSU led for 36:26. Game was tied for 01:27.

Score tied - 2 times.
 Lead changed - 1 time.

GAME #16 • IUPUI 66, UIC 64 (CHICAGO, ILL.)

IUPUI 66 • 9-7, 1-2 HL

#	Player		Total		3-Ptr		Rebounds			PF	TP	A TO Blk Stl					Min
			FG-FGA	FG-FGA	FT-FTA	Off	Def	Tot									
24	HALL, Evan	f	4-12	0-0	1-2	2	3	5	3	9	4	3	0	1	26		
32	GOSS, Elyjah	f	2-4	0-0	1-2	2	9	11	3	5	1	2	1	1	33		
05	JUSTICE, Camron	g	9-18	6-9	6-6	1	3	4	1	30	2	4	0	2	33		
22	McCALL, D.J.	g	2-6	0-0	3-4	2	3	5	2	7	0	3	0	1	33		
23	WEATHERFORD, Grant	g	0-2	0-0	0-0	1	1	2	3	0	5	3	0	2	26		
00	MINNETT, Jaylen		2-4	2-3	6-7	0	3	3	3	12	0	2	0	0	17		
04	HANSEN, Jack		0-0	0-0	0-0	0	0	0	0	0	0	0	0	0	4		
10	ROGERS, Nick		1-3	0-1	0-0	0	1	1	2	2	0	1	0	1	14		
15	ISMAL, Ahmed		0-3	0-0	1-2	3	3	6	2	1	0	0	1	0	14		
	Team					2	3	5					2				
Totals			20-52	8-13	18-23	13	29	42	19	66	12	20	2	8	200		
FG % 1st Half: 10-26 38.5%			2nd half: 10-26 38.5%			Game: 20-52 38.5%						Deadball Rebounds					
3FG % 1st Half: 4-6 66.7%			2nd half: 4-7 57.1%			Game: 8-13 61.5%						3					
FT % 1st Half: 5-5 100.0			2nd half: 13-18 72.2%			Game: 18-23 78.3%											

UIC 64 • 7-9, 1-2 HL

#	Player		Total		3-Ptr		Rebounds			PF	TP	A TO Blk Stl					Min
			FG-FGA	FG-FGA	FT-FTA	Off	Def	Tot	A			TO	Blk	Stl			
02	Michael Diggins	f	0-1	0-0	1-2	1	0	1	2	1	0	2	0	0	7		
22	Rob Howard	f	2-5	0-1	0-0	0	3	3	2	4	0	1	4	2	24		
01	Marcus Ottey	g	5-14	2-6	3-4	0	2	2	2	15	1	3	0	0	32		
04	Tarkus Ferguson	g	5-14	3-10	2-3	0	7	7	4	15	7	3	2	2	35		
25	Godwin Boahen	g	6-12	6-12	0-0	1	3	4	2	18	4	1	1	2	39		
03	Jacob Wiley		0-0	0-0	4-7	2	2	4	2	4	2	2	1	2	20		
13	Jordan Blount		2-5	0-0	0-0	0	1	1	5	4	2	2	2	1	22		
20	Jamie Ahale		1-2	1-2	0-0	1	1	2	0	3	1	0	0	1	14		
35	Travell Washington		0-2	0-1	0-0	2	0	2	1	0	0	0	0	0	7		
Team						2	2	4									
Totals			21-55	12-32	10-16	9	21	30	20	64	17	14	10	10	200		
FG % 1st Half: 8-29			27.6%	2nd half: 13-26	50.0%	Game: 21-55			38.2%	Deadball							
3FG % 1st Half: 6-17			35.3%	2nd half: 6-15	40.0%	Game: 12-32			37.5%	Rebounds							
FT % 1st Half: 3-5			60.0%	2nd half: 7-11	63.6%	Game: 10-16			62.5%	2							

Officials: John Floyd, Bobby Daw, Kelly Pfeifer
 Technical fouls: IUPUI-None. UIC-None.
 Attendance: 2077

Score by periods	1st	2nd	Total
IUPUI	29	37	66
UIC	25	39	64

Last FG - IUPUI 2nd-01:55, UIC 2nd-00:10.
 Largest lead - IUPUI by 11 1st-11:16, UIC by 4 2nd-17:41.
 IUPUI led for 35:17. UIC led for 02:28. Game was tied for 02:15.

Score tied - 4 times.
 Lead changed - 4 times.

GAME #17 • IUPUI 90, CLEVELAND STATE 74 (INDIANA FARMERS COLISEUM)

Cleveland St. 74 • 5-13, 0-5 HL

#	Player		Total		3-Ptr		Rebounds			PF	TP					Min
			FG-FGA	FG-FGA	FT-FTA	Off	Def	Tot	A			TO	Blk	Stl		
12	Algevon Eichelberger	f	0-1	0-0	0-2	0	0	0	2	0	1	0	1	1	8	
01	Tyree Appleby	g	3-10	0-4	1-1	0	0	0	1	7	3	8	0	2	28	
02	Kasheem Thomas	g	2-7	0-1	4-4	0	0	0	0	8	1	0	0	0	22	
04	Seth Millner	*	0-1	0-1	0-0	0	3	3	1	0	1	0	0	1	8	
22	Jaalam Hill	*	7-11	1-2	3-3	1	3	4	2	18	1	2	1	1	29	
05	Rashad Williams		4-10	2-7	2-2	0	0	0	3	12	1	1	0	2	28	
11	Dontel Highsmith		1-3	0-1	0-0	1	2	3	1	2	1	0	0	2	20	
13	Stefan Kenic		6-10	2-3	4-4	4	5	9	4	18	1	1	0	1	24	
24	Dibaji Walker		1-3	0-2	2-3	0	0	0	2	4	0	0	0	1	13	
25	David Payne		0-0	0-0	0-0	0	0	0	0	0	0	0	0	0	1	
35	Deante Johnson		2-5	0-0	1-2	1	0	1	3	5	0	0	0	0	19	
	Team					2	0	2								
Totals			26-61	5-21	17-21	9	13	22	19	74	10	12	2	11	200	
FG % 1st Half: 11-30 36.7% 2nd half: 15-31 48.4% Game: 26-61 42.6% Deadball																
3FG % 1st Half: 3-10 30.0% 2nd half: 2-11 18.2% Game: 5-21 23.8% Rebounds																
FT % 1st Half: 6-7 85.7% 2nd half: 11-14 78.6% Game: 17-21 81.0% 3,1																